


Dr. ABDALLAH KAMEL MOSA ABDU

THE FATAMID ARCHITECTURE IN CAIRO





**THE
FATIMID
ARCHITECTURE
IN
CAIRO**



General Egyptian Book Organization

THE FATIMID ARCHITECTURE IN CAIRO

BY DOCTOR :

ABDULLAH KAMEL MOUSA ABDOH

**FACULTY OF ARTS, QENA
SOUTH VALLEY UNIVERSITY**

CONTENTS

		Pages
Preface	:	1
Chapter One	: The Fatimid religious buildings in Cairo	9
	- The mosque of al-Azhar	12
	- The mosque of Al-Hakim	19
	- The mosque and Mashhad of Al-Guyushi	25
	- The mosque of Al-Akmar	29
	- The mosque and Mashhad of Sayyida Ruqaya	33
	- The mosque of Al-Salih Talai	37
Chapter Two	: The Fatimid Mausoleum buildings in Cairo	43
	- The mausoleums of the Seven Domes	45
	- The mausoleum of Lu'Lu'a	47
	- The Fatimid dome in Al-Gamaliya	49
	- The mausoleums of Al-Ga'fari and Sayyida Atica	51
	- The mausoleum of Al-Ga'fari	51
	- The mausoleum of Sayyida Atica	
	- The mausoleum of Shaykh Yunus	55
	- The mausoleum of Ikhwat Sayyidna Yusuf	57
	- The mausoleum of Muhammad Al-Hasawati	61

	- The mausoleum of Umm Kulthum	
	- The mausoleum of Yahya Al-Shabih	65
	- The mausoleum of Abu Al-Qasim Al-Tayyib	69
	- The mausoleum of Abu Al-Ghadanfar	71
Chapter Three	: The Fatimid military buildings	73
	- Bab Al-Nasr	79
	- Bab al-Futuh	83
	- Bab Zuwayla	87
List of Illustrations :	
	- Bibliography	97
	- Figures	
	- Plates	

PREFACE

The purpose of this book is to give the reader a fairly comprehensive picture of Fatimid architecture in Egypt. The Fatimids established themselves as an independent dynasty in Egypt, founding the city of Cairo (Al-Qahirah) in A. H. 358/A. D. 969. Advancing to Egypt from North Africa, they brought with them the artistic traditions which had roots all over the Islamic world, from Iraq in the East to Marrakesh in the west. In Today's Cairo there are many buildings which testify to the variety and richness of that tradition' and this book is designed to give a chronological account of it. It deals in the three chapters with religious mausoleums, and military buildings respectively. The illustrations will help the reader to grasp the magnificence of this rich tradition.

A. K. Mousa Abdoh

Qena, 1995

CHAPTER ONE

THE FATIMID RELIGIOUS ARCHITECTURE

THE MOSQUE OF AL-AZHAR

The Fatimids succeeded in A. H. 296/ A. D. 908 in founding the Fatimid dynasty with the assistance of Abu-Abd Allah- at Qairawan in North Africa after the fall of the Aghlabids.

The Fatimid Khalif Ubayd Allah Al-Mahdi, the first Khalif in North Africa, founded the city of Mahdiya in A. H. 303-305/A. D. 912-918.

Since the inauguration of the Fatimid rule at Qairawan in the time of Ubayd Allah Al-Mahdi A. H. 296/ A. D. 908, till the time of the Fatimid Khalif Al-Mu'izz Li-Din Allah (Abu-Tamim Ma'add) A. H. 358/ A. D. 969, The Fatimids looked forward to conquering Egypt to found Fatimid dynasty in Cairo against Abbasid dynasty in Baghdad.

The Khalif Al-Mu'izz Li-Din Allah succeeded in conquering Egypt on 17th Sha'ban 358/ 6th July 969. With the assistance of his Prime Minister and Commander-in-Chief Gawhar Al-Katib Al-Siqilli. After the invasion of Egypt and the fall of Al-Fustat, Gawhar founded the city of Cairo in A. H. 358/ A. D. 969., He

began building the Mosque of Al-Azhar on the 24th of Gumada, I 359/ 4th April 970. He finished it on the 9th of Ramadan 361. The first Friday prayer took place in it, on 7th Ramadan 361/ 22 June 972.

Chronologically Al-Azhar was the first mosque to be founded in Cairo and the fourth mosque in Egypt.

There was in the mosque a Kufic inscription round the dome which is in the first aisle to the right of the mihrab and the minbar. This inscription included the name of Al-Mu'izz, the name of his servant Gawhar and the year of A. H. 360. Khalif Al-Aziz made some innovations in the mosque, and in the year A. H. 378/A. D. 988-989 the wazir Abu-Al-Farag Ya'qub Ibn Killis discussed with Khalif Al-Aziz the provision of a regular living for certain jurists, The Khalif ordered for each of them a sum sufficient for his needs, and he bought for them a house next to the mosque. The Friday address was held in this mosque until the mosque of Al-Hakim was built.

The Fatimid Khalif Al-Hakim (A. H. 386-411./ A. D. 996-1020.) restored its minaret, and presented the mosque with a carved wooden door of Turkish pine, dated A. H. 400/ A. D. 1010). Now it is in the Museum of Islamic Art.

The Fatimid Khalif Al-Mustansir (A. H. 427-487/ A. D. 1035-1094) made some innovations in the mosque.

The Fatimid Khalif Al-Amir in A. H. 519/ A. D. 1125-1126. presented the mosque with a wooden mihrab, which is now in the Museum of Islamic Art.

The Fatimid Khalif Al-Hafiz Li-Din Allah (A. H. 524-544./ A. D. 1130-1149.) installed in the mosque a small «maqsura» alongside the west door in the front of the mosque in the sanctuary, known as «Maqsurat Fatimid, and he added a dome on the open inner court, and an arcade round the court (the Sahn). The original mosque which was erected in A. H. 361. Still includes an open inner court and three riwaqs in the south-eastern, north-eastern, and south-western sides, without a riwaq in the north-western side, and without a dome on the court till the innovations of Khalif Al-Hafiz (Fig. 1). After these innovations the mosque consisted of an open inner court and four riwaqs round the court, and a dome on this court (Fig. 2).

The mosque was built of bricks, the main entrance in the North-western side on the axis of the mihrab, and there were two entrances in the North-eastern, and south-western sides. This style of three axial entrances is a Fatimid architectural feature. (Fig. 1).

The Sahn; the open inner court, consists of a rectangle measuring about 48m. in width by 38,5 m. in depth (Fig. 1). There are eleven arches on the north-western and south-eastern sides, and nine on the other two sides. The arches are all of the Fatimid extreme pointed formed type, and rest on marble columns, There is a glorious dome on squinches immediately in front of the entrance to the transept «Plate 1». Behind this arcade

round the sahn, on all sides except the north-western side, are arcades on piers averaging 1,60 x 1,13 m. The arches of these arcades are all Fatimid Kell-arches.

The sanctuary: in the original mosque this sanctuary consists of five aisles, running parallel to the qibla wall (plates 2-3) from east to west, and cut through the center by a transept (Plate 4). The arcades rested on the marble columns taken from earlier edifices, so that the transept was flanked by pairs of columns, running from north to south (Plate 4). The present dome and its pendentives are obviously of much later date; they are probably the work of Sultan Al-Ghauri. There were three domes in the aisle in front of the mihrab: one above the mihrab and two other domes, one of them in the right-hand back corner and the other in the left-hand back corner, for symmetry, exactly as in the mosque of Al-Hakim (Fig. 1). While the roof of the sanctuary is very low only 6,92 m. from the floor, the roof of the transept is 8,69 m. high.

The north-western riwaq in the mosque, which was built by Khalif Al-Hafiz consists of only one aisle running parallel to the qibla wall from east to west.

The other riwaqs in the north-eastern and south western sides were of three aisles before the innovations of the Khalif Al-Hafiz. These aisles run parallel to the qibla wall from east to west. This style was an unique architectural feature in the religious buildings. This was a novel feature; unknown in Egypt before the Fatimid

period, or in the mosques which were built in the Fatimid period, (Plate 5).

After the innovations of Khalif Al-Hafiz, these riwaqs became of four aisles. This new aisle, the one that was added runs from north to south.

The mihrab: (Plate 6). Al-Azhar includes the earliest mihrab in the religious architecture in Egypt. The sultan Iqbal restored the mihrab of the mosque of Ibn Tulun in the Bahry Mamluk period. This mihrab consists of a round niche covered a recessed semi-dome, set back within a round-arched frame resting on marble columns.

The decoration: The stucco surface decoration of the Al-Azhar mosque may be divided into: the decoration of the transept (sides and north-western end) (Plates 7-8), the decoration of the mihrab (Plate 6), the panels on what remains of the original qibla wall, the decoration of the north-eastern wall of the sanctuary, and fragment on the opposite wall, in the fourth bay from the qibla wall, the decoration of the spandrels of the last three arches at each end of the arcade next the sahn, and the decoration of that part of the same arcade which rests on piers.

We can see the floral designs in the sides of the transept in the spandrels and in the north-western end, and Kufic inscriptions round the Facades of the arches. (Plates 7-8).

The decoration of the mihrab: (Plate 6). The original stucco decoration of the arch and semi dome was discovered by Mahmud Pasha Ahmed in 1933, when he removed the painted wooden lining which concealed it, we see the floral, geometrical designs and Kufic inscriptions.

The panels on the qibla wall: (Plate 9). The back wall was pierced with round arched windows with their sills 3,67 m. above the floor placed on the axis of each arch of the arcades, and between each window was around-arched panel of ornament corresponding exactly with the windows in size and shape. They are linked together by a continuous band of inscription which runs up one side of each window and down the other, turns at right angles to run along horizontally for a short distance, and then turns again to run round the panel.

The floral, geometrical designs, and kufic inscriptions in the mosque before the innovations of khalif Al-Hafiz are simple, but these designs in the dome which were added in the time of Al-Hafiz were very developed (Plates 10-15).

Notice: The original mosque before the innovations of Khalif Al-Hafiz had arcades on three sides of the sahn, This style was an unique architectural feature in the religious buildings in Egypt. This was a novel feature; unknown in Egypt before the Fatimid period.

The domes at the back corners of the sanctuary were a unique architectural feature in the religious building. This novel feature, unknown in the west, Syria, Iraq or Persia, was unknown in Egypt before the Fatimid period, This style which we see later in the mosque of Al-Hakim had its influence on the religious buildings in North Africa.

The transept: This feature, unknown in Egypt before the Fatimid period, occurs in two early mosques; the great mosque at Damascus, A. H. 87-96./ A.D. 705-15., and the mosque of the Qairawan dated A. H. 221./ A. D. 836.

There were two designs of the arches in the mosque, one of them is similar to that of Amr, and Ibn Tulun mosques, the other arch of the Fatimid extreme pointed Framed type, I called these arches «The Fatimid Arches», where its are an unique architectural feature, unknown in Egypt before the Fatimid period, later we find in Al-Akmar mosque the clearest example of the use of these Fatimid arches, which are developed to doubled and decorated with Kufic inscriptions espically those around the sahn.

The glorious dome on squinches immediately in front of the entrance to the transept, added by Khalif Al-Hafiz is an unique architectural feature, unknown in Egypt before the Fatimid period.

The minaret of the mosque, which was erected in the Fatimid period was destroyed. The present minarets in the mosque were erected in the Mamluk and Ottoman periods.

THE MOSQUE OF AL-HAKIM

The Fatimid Khalif Al-Aziz Nizar, son of Al-Mu'izz li Din Allah Ma'add, founded this mosque outside Bab Al-Futuh gate in A. H. 380/ A. D 990., The first Friday prayer was performed there on 4 th Ramadan 381/ 14th Nov. 991, his son Al-Hakim bi amr Allah, completed the building in A. H. 393/ A. D. 1002-3. The main entrance and the two minarets bear Kufic inscriptions dating in Ragab of this year A. H. 393/ A. D. 1003. He added to the minarets «Arkan» (corner pieces) 100 cubits in Safar 401/ sept., Oct., 1010., in A. H. 403./ A. D. 1013. the curtains, matting, lamps, chains, and a new pulpit were provided, and the first prayer after its completion was on Friday, 6 Ramadan 403/ 21 th Mar, 1013 when the Emir Al-Guyush Badar Al-Gamali enlarged Cairo in A. H. 485./ A. D. 1092., and erected its gates where they are now. The mosque of Al-Hakim became inside the city. At first it used to be known as the mosque of the Khutba. Today it is called the mosque of Al-Hakim and also mosque Al-Anwar.

The Mosque of Al-hakim consists of a great rectangle that measures 120, 78 (south-eastern side) x113,10m.

(North-eastern side) internally, with two minarets at its western and northern corners. In the centre of the north-western facade is a monumental gateway about 15,50m. wide, which projects 6,16m. from the facade, and in each of the curtain walls between the monumental gateway and the salients are two doorways with rectangular frames. (Fig. 3).

The Sahn: It consists of a great rectangle that measures 78,03m. in width (south-eastern side) and 67,55m. in depth (north-eastern side). The arcades round the sahn consist of eleven arches on the south-eastern and north-western sides and nine arches on the north-eastern and south-western sides. (Fig. 3).

The mosque consists of four riwaqs round the sahn. The sanctuary in the south-eastern side consists of five arcades, and the north-western riwaq of two arcades, the north-eastern and the south-western riwaqs of three arcades. This plan is similar to that in the mosque of Ibn-Tulun.

The sanctuary is 120,78m. wide and nearly 32m. deep. It consists of five aisles about 5m. wide running parallel to the qibla wall, (Plate 16). This style is similar to that in the mosque of Al-Azhar. The central arch of the facade, unlike the others, is of stone. For the second time in Egypt after Al-Azhar Mosque we find a transept, that leads directly to the mihrab (Plates 17-18). No arches cross this transept except one belonging to the row next to

the qibla wall, for here it was necessary to provide a square base for the dome in front of the Mihrab (Plates 19-20). The domes at the back corners of the sanctuary are on squinches (Plate 21). For the second time in Egypt after Al-Azhar we find these domes, but they were demolished in Al-Azhar. In Al-Hakim mosque they are still in good condition. The piers are of bricks and resemble those employed in the mosque of Ibn-Tulun.

The north-western riwaq in the mosque consists of two aisles running parallel to the qibla wall, as in the aisles of the north-western riwaq in the mosque of Ibn-Tulun, and as in Al-Azhar mosque after the innovation in the time of Khalif Al-Hafiz, each of the sanctuary and the North-western riwaq has seventeen arches.

The north-eastern and the south-western riwaqs are of three aisles running from north to south, not from east to west as in the sanctuary and at the north-western side (Plate 22). We find the arcades of the north-eastern and south-western riwaqs in the mosque of Al-Azhar running parallel to the qibla wall. So this style in Al-Hakim mosque is similar to that in the mosque of Ibn-Tulun.

The arches in the mosque are similar to those in Al-Azhar mosque before the innovations of Al-Hafiz, and are similar to those in the mosque of Ibn-Tulun.

The monumental Entrance: (Plates 23-25)

This glorious gateway is the main entrance, which in the north-western side of the mosque, 15,50m. in width. Projects 6,16m. It is pierced in the centre by a tunnel-vault passage, 3,48m. wide and 5,50 long. We pass through this gateway into the interior of the mosque. This style is obviously a development of the first monumental mosque entrance in Islam, that of the great mosque of Mahdia, the first capital of the Fatimids. The latter projects 2,98m. and is 8,55m. in width, measurements which are almost exactly doubled in Al-Hakim.

The windows: (Plates 26-28)

As in the mosque of Al-Azhar, the windows are placed on the axis of each arch, in the mosque of Ibn-Tulun the windows were placed without reference to the arches.

The dome in front of the Mihrab is converted into an octagon by four squinches. There is a window in the wall between each squinch, and the remain of a geometrical latic round the inner edge of each. It is surmounted by an octagonal drum. The dome oversails the corners of the drum.

The Minarets: (Plates 29-33 and Fig. 4)

The northern Minaret consists of a square shaft, surmounted by a cylindrical storey and the western minaret consists of a square shaft, surmounted by an octagonal storey. These minarets were rebuilt, especially

the higher parts after the great earthquake in A. H. 702./ A. D/ 1303. by the Emir Baybars Al-Gashankir. He rebuilt these higher parts in the two minarets with bricks in A. H. 703./ A. D. 1304. The position of these minarets, which are placed so as to form salients at the two ends of the facade. This style is a unique architectural feature, I point to that the mosque of Amr included four minarets in its corners, however the mosque of Al-Mahdiya influenced this mosque, where the two salients are presumably the lower part of a pair of square minarets. This arrangement has never been adopted again in Egypt.

The decorations:

The principal decoration of the sanctuary is a beautiful band of decorated Kufic, which runs along above the arcades and across the end walls immediately beneath the roof. Similar bands decorate the transept just below the windows. A band of Kufic also runs round the summit of the square beneath the dome, immediately below the squinches (Plate 34).

The minarets of the mosque are decorated with floral, geometrical designs, Kufic inscriptions, and scalloped arches.

MOSQUE AND MASHHAD OF AL-GUYUSHI

the mosque stands on the edge of the Muqattam to the south-eastern of the citadel. Prince Badr Al-Gamali, the commander-in-chief of the Fatimid Khalif Al-Mustansir Billah, built this mosque in Muharram 478/ Apr. May 1085.

There is a Kufic inscription of five lines on a slab of marble, set in the wall above the entrance. In the first line, it contains Qur'an inscriptions which mean that this building was erected as a mosque, and contains in the second line the word of Al-Mashhad. This means that the construction is a mosque that includes the Mashhad and in the fifth line it contains a date.

It consists of a rectangle of 18 x 15m., the entrance is in the centre of the north-eastern facade. This entrance leads into the tunnel-vaulted vestibule. This vestibule leads to a second vestibule that is covered by a little dome accommodated to the square without pendentives. On the left there is a square cross-vaulted room, with a splayed window high up on the north-eastern side. On the right another square room is occupied by a staircase of four flights leading to the flat roof; each flight rests on a

splay-faced corbel and we enter the open inner court (the sahn) through a pointed arch 3,46m. high. (Fig. 5).

The sahn is an open inner court measuring 6,45m. wide and 5,60m. deep. On either side of the sahn is a tunnel-vaulted room, originally entered by a pointed-arched opening 2,50m. high in the centre of the facade, the other openings shown on the plan have been roughly made to give light to the rooms. The room on the left has been reduced by a partition wall to form a passage to the little passage. This passage leads to a room that is covered by a dome on the north-eastern side. This mosque has two projections: one of the north-eastern side which contains a square room covered with a shallow dome on four squinches, the other extending along the north-western side. On the south-eastern side of the sahn is the triple arched facade of the sanctuary, consisting of a wide pointed arch and two very small ones. The arches rest on two pairs of columns. (Fig. 5 and Plate 35).

The sanctuary: (Fig. 5)

The sanctuary consists of two aisles: the first aisle, which lies in front of the mihrab is divided into three bays. The centre bay is covered with a dome in front of the mihrab, the bay to the left of the dome, and the one to the right of this dome are of two cross-vaulted extensions. The bay to the left contains the tomb of a saint whom the people call Sidi Al-Guyushi, the dome rests on an octagonal drum, with a window in each face, except that

the south-eastern is blind, the transition from the square to the octagon is effected by four squinches, the dome is built of brick.

The second aisle, which we enter through the triple-arched facade on the open inner court, consists of three bays, the centre bay is a cross-vaulted vestibule, the bay to the left and the one to the right of this vestibule are of cross-vaulted vestibule. This aisle again through three arches that lead into the domed square in front of the mihrab.

The Mihrab:

It measures 3 x 5m, a magnificent specimen of stucco ornament, which is of great importance for it is the first example of stucco ornament after that of Al-Azhar, It consists of a pointed-arched, semi-dome recess, flanked by columns. The recess has a double border, the inner consists of a narrow band of curious ornament, the outer, which is twice as wide, is formed of a splendid band of decorated Kufic. The outer rectangular frame is composed of the same two bands.

The Minaret: (Fig. 6).

The minaret is a tall square shaft which rises in the centre of the north-western facade to a high of 14,8 m. At the summit of this part is a cornice of two tiers of stalactites of brick and stucco, set back about 70 cm. a little brick cube, with an arched opening in each face, on

this, is set an octagonal storey also with an arched opening in each face; above this storey rests a little brick dome.

Material:

The walls of this mosque up to the roof-level are built of roughly shaped blocks of stone from 17 to 18 cm. high and 25 to 30 cm. long. The walls have been patched with bricks in places, especially at the base of the north-western facade. All vaults, as well as the dome drum, and squinches, are of brick, also all the part of the minaret which rise above the roof-level.

THE MOSQUE OF AL-AKMAR

The Fatimid Khalif Al-Amir and the wazir Al-Ma'mun Al-Bata'ihî who directed the work, built this mosque in A. H. 519./ A. D. 1125, it was finished during the lifetime of the Khalif, this statement is confirmed by the two inscriptions which run across the facade, one at the summit of the facade, the other half-way up. This mosque is one of the most magnificent religious buildings which were erected in the fatimid period. Although it was constructed as a small mosque without minbar, it was called Al-Akmar mosque, until, A. H. 799./ A. D. 1396., when the Prince yalbugha Al-Salimi renewed it, and added a minbar. The first Friday prayer took place in it on 4th Ramadan in the same year.

The mosque includes the earliest stone facade in the religious architecture in Egypt, which is decorated with floral, geometrical designs, Kufic inscriptions architraves (stalactites) and architectural forms (Plates 36-37). It is the earliest building in Egypt in which the plan is dominated by the line of the street. The facade instead of being parallel to the north-western side of the sahn, forms an angle of 21° with it, leaving space for two rooms and

staircase. (Fig. 7). The facade consists of a doorway flanked on either side by a niche (Plate 38). The left side of the doorway measures 6,42m. in width and is decorated with a single recessed panel which is crowned with a scalloped arch with circular design in its centre. On either of the upper part of this recess is a panel placed lozeng-wise, and over it is a circular. On either side of this circle is a rectangular panel of ornament. The rectangular stalactite nich on either side of the entrance is framed by a plait-band. These stalactites of four tiers, we have already observed this feature at the summit of the square shaft of Al-Guyushi's minaret in Al-Guyushi mosque. Above the stalactite niches are little niches formed by a ribbed shell, resting on two engaged columns. There are three bands of Kufic inscriptions, the first is below the lintel, the second above the lintel, and the third a fine Kufic inscription runs across the summit of the whole facade. This style of stone facade has its influence on the facades of religious buildings in the Aubbyed and Mamluk periods. There is a unique Architectural feature and decorative treatment for the beveled wall in the corner of the north-eastern side, which we see later in Al- Saleh Talae mosque and became popular in the mamluk period.

The entrance:

The main entrance of the mosque is in the north-western side. It is set in a recess 2,04 m. wide and 63 cm. deep, crowned with a glorious scalloped fatimid

arch with a beautiful circular design in its centre. This design consists of four circles. The first and the third circles are decorated with Kufic inscriptions, the second with arabesque, and the fourth with a band of floral (Plate 39). The door itself is composed of voussoirs. The spandrels of the arch of the entrance niche are decorated with geometrical designs of sun-disks. When we pass through the tunnel-vaulted entrance passage (Plate 40), we notice a small room to the right and a staircase to the left, and we find ourselves in the north-western riwaq. (Fig. 7).

The inside of the mosque measures 37x21m. It consists of an open inner court 9,77x10,17m., surrounded by four riwaqs, the largest is the sanctuary. This style is similar to that in the mosques of Amr, Ibn Tulun, and Al-Hakim.

The sahn is square and bounded on each side by a facade of three arches that rested on two columns in the center and two piers in the corners (Plate 41). The rectangular piers 1,35x1,35, the columns are surmounted by corinthian capitals, the arches are the fatimid pointed-arched type. We find in Al-Akmar mosque the clearest example of the use of Fatimid arches which are doubled and decorated with Kufic inscriptions especially those around the sahn. (Plate 42). The spandrels are decorated with Boss and rim, which are each decorated with simple arabesque.

The walls of the whole interior, except the qibla wall, are broken up into a series of panelled recesses. They terminate above in Fatimid arches. At the summit of nearly every recess is a stucco grille (Plate 43).

The sanctuary consists of three aisles, the Mihrab's aisle has a wooden roof, while the other aisles have shallow domes on spherical-Triangle pendentives (Plate 44) and the central bay of the second aisle of the sanctuary, which is covered by skylight. This style is the earliest example of roofing in the religious architecture in the fatimid period, but the shallow domes occur in the Fatimid architecture in Bab Al-Futuh gate and Bab Zwaila gate. These examples are of stone, so I believe that these shallow domes belong to the original building.

In addition to the shallow domes and the wooden roofs of the rooms, the Fatimid architectural used in this mosque the tunnel-vaulted in the entrance passage. This style is similar to that in Al-Hakim Mosque, Al Guyushi mosque, to the left of the back aisle of the sanctuary is a wide, open arch leading into a little shrine which forms a salient at this corner.

In its present form, the mihrab is evidently not the original one nevertheless the Fatimid outline of its arch. The other riwaqs in the North-western, north- eastern, and the south- western sides of only one aisle.

The original minaret of the mosque, which Yalbugha Al-Salimi renewed in A.H. 799./A.D.1396. had ruined.

THE MOSQUE & MASHHAD OF SAYYIDA RUQAYA

The historian Al-Maqrizi pointed to the fort that there Al-Maqrizi was a mosque called the mosque of Al-Andalus. Alam-Al-Amiria The mother of Khalif Al-Amir's daughter built it in A. H. 526/ A. D. 1232. by the Shaikh Abu-Turab.

There are two Kufic inscriptions in the dome of this mosque, one runs round the lower rim of the drum, and ends with the date A. H. 527/ A. D. 1133., the other inscription runs round the summit of the square below the pendentives.

In this mosque there is a wooden cenotaph, decorated with Kufic inscriptions, which include the history of A. H. 533. There was a fine wooden mihrab, which was transferred to the Museum of Islamic Art in Cairo.

We can say through these Kufic inscriptions that the Princess Alam Al-Amiria built this mosque in the year A.H. 527/ A. D 1133. and made it a Mashhad, and added to the Mashhad in A. H. 533/ A. D. 1139. a mausoleum of Sayyida Ruqaya, and a wooden mihrab before the year A. H. 555/ A. D. 1160. The Arab monuments conservation

committe restored it, and reconstructed its present entrance.

The sanctuary is divided into three bays (Fig. 8), The centre bay just over 5m is covered with a dome, and the side bays with a flat woodenroof, the side bays are likewise just over 5m. in depth, but only 2,82. in width, The central bay opens into the side bays through rectangular openings, the wall being brought forward and supported by a pair of columns on each side.

The Dome (Plates 45-46). This dome rests on an octagonal drum, each face of which is pierced by a pair of windows of elaborate outline, each pair being set in a triply recessed frame. The drum rests on pendentives similar to those of Al-Ga'fari, and Sayyida Atika Mashhads, but an important difference is to be seen in the treatment of the space between them, for the terfoil window, which occupies this space. The dome has twenty-four ribs, and externally it has twenty-four flutes., the apex being crowned by a bronze finial of three balls diminishing in size and surmounted by a ring.

The Mihrabs (Plates 47-48): The main mihrab is one of the most magnificent mihrabs of stucco decoration in Egypt, measuring 5,53x2,95 m., It consists of a niche 1,20m. wide, and 1,10m. deep covered by a conch, the sixteen ribs of which radicate from circular designs as in the main entrance of Al-Akmar mosque. In the centre of this circular design is the name of «Ali» surrounded by a

frame formed by the name of Muhammad (Plate 48). The ribs are decorated with a row of little beads, the fluted edge is of nine pairs of flat niches, which are themselves surrounded by nine much larger ones. The whole is framed by a band of ornament. Each spandrel is decorated with arabesque. Across the top of the rectangular frame runs a splendid band of Kufic inscription. Above it is another band decorated with a complicated geometrical design.

Each of the side bays is provided with a small stucco mihrab consisting of a niche crowned with a fluted head. The ribs of which radiate from a central circular design. This is set in a rectangular frame formed by a Kufic inscription. The spandrels are filled with arabesque.

There are two stucco mihrabs similar to the mihrabs in the sanctuary.

The entrance of the sanctuary leads us to portico 12,60m. long, and 2,48m. deep. On either side of the entrance is broken by a glorious stucco mihrab crowned with a conch, which radiates from a well reserved circular design. The full width of the opening is occupied by the three arches. This portico leads to the open inner court surrounded by the walls in the North-western, North eastern, and south-western sides. (Plate 49).

The rectangular doorway, 1,43m. wide and 2,63m. high, is spanned by several pieces of wood.

The Mashhad was built of bricks.

THE MOSQUE OF AL-SALIH TALAI

Al-Salih Talai Al-Fa'izi, the wazir of the Fatimid Khalif Al-Fa'iz bi Nasr Allah built this mosque in the months of the year A. H. 555/ Jan. 12th-Dec- 30th 1160, on the north facade of the mosque, there is a Kufic inscription which includes the name of the Khalif and his wazir who called the sultan Al-Salih Talai Al-Fa'izi.

Ibn Abd Al-Zahir says: We have related concerning the Mashhad of Husayn that Tala'i Ibn Ruzzik surnamed Al-Salih had intended to move the head from' Asqalan when the town was in danger of an attack by the Franks. He built his mosque outside Bab Zuwayla gate, to bury it there and gain that honour, but the people of the palace defeated him in this, declaring that it should not be buried anywhere with them.

The mosque was built as a small mosque without a minbar untill the time of the sultan Al-Mu'izz Aybak Al-Turkomani the first sultan of the Bahrite mamluks, where the first Friday prayer took place in it.

The mosque was restored after the great earthquake A. H. 702/ A. D. 1303. by the Prince Sayf Al-Din

Baktimur, who presented the mosque a glorious minbar in A. H. 699/ A. D. 1300. The mosque was restored in A. H. 844/ A. D. 1440-1, and in A. H. 882/ A. D. 1477-8. The whole mosque, with the exception of the sanctuary, has been taken down and rebuilt.

The mosque rests on a lower storey composed of tunnel-vaulted cells opening on the street, a series of shops. It is therefore the earliest mosque of what is known as a «mu'allaga» mosque, because it has a storey below it. The mosque of Al-Akmar rests on a lower storey in the North-eastern side, this side was built on a series of shops. The main facade is in the North-western side, It was quite different from all the facades of architectural buildings in Egypt (Plate 50). It was found that it terminated at each end in a room. We see a unique architectural feature and decorative treatment for the bevelled walls in both the north-eastern, and North-western corners (Plate 51). The first example of this system and treatment is in the mosque of Al-Akmar in the north-eastern corner. The main facade is divided into seven arches, five of these arches rest on four columns, the two arches on either side of these five arches were decorated with scallops forms, below the two arches is a window 1,45m. wide and 2,74m. high, covered by a horizontal arch with joggled voussoirs, and a segmented relieving arch with joggled voussoirs and decorated outer border. The spandrels are decorated with geometrical circular designs, the band of ornament surrounded these arches and runs round the north-eastern,

and the south-western facades. These arches lead us to the other facade, which was divided into five arches with shallow panels, of which the first, next the left corner room, it resembled that on the south-western of the corner room, and was crossed by the bands of inscription, the only difference being the absence of a window in the lower part.

The main entrance measuring 2,14x4,10m., is in the North-western facade. Above it is the horizontal joggled arch. The segmental relieving arch above it has a raised border decorated with Kufic inscriptions.

This style of the portico in this mosque, is similar to that in the Bu Fatata mosque at Susa which was built between A. H. 223-226/ A. D. 838-41.

The north-eastern entrance which is set in an arched recess 42 cm. deep, consists of a rectangular opening measuring 2,19x4,22m., spanned by a horizontal arch, and joggled with a shallow relieving arch surrounded by a Kufic outer border. There is a third entrance in the south-western facade. This style of the three axial entrances is similar to that in all the Fatimid mosques.

The Material:

During the reconstruction, it was found that although the outer half of the walls was stone, the inner half was of brick, the arcades, except for the columns supporting them, are entirely of brick.

The Cresting (Fig. 9): Some fragments of the old cresting found during the works, are kept in the south corner room according to Creswell. It is clear that each unit was stepped and undercut. It was decorated with the floral, in the centre of each was a slit 10,5cm., wide.

The original door had been transferred to the Museum of Islamic art in Cairo between 1887 and 1899. The present door is a modern bronze-plated door, made in 1935 in imitation of the original door.

The open inner court (The Sahn): (Fig. 10) we pass through a tunnel-vaulted passage, 3,28m. wide and 4.25. long, to the open inner court. This style of roofing these passages is similar to that in Al-Hakim, Al-Guyushi, and Al-Akmar mosques.

The open inner court at present is 23x43 deep. It is flanked by riwaqs of six arches. Above the apex of each is a rosette with fourteen flutes, and between them, exactly over the columns are niches as the mihrab forms. (Plates 52-54).

The sanctuary consists of three arcades of seven arches, each running parallel to the qible wall. The first two aisles so formed being 3,41 and 3,54m. in width against 5,40m. for the aisle next the Mihrab. The present ceiling is entirely modern. The arches resting on marble columns with various types of capital, mostly cornithian by impost blocks formed of three layers of wood, The arcades are braced longitudinally by tie-beams, (Plate 55).

This style of the tie-beams and «tabliyas» is similar to that in the mosque of Al-Akmar, but here is the most beautiful and best preserved example. (Plate 56).

Each arch is decorated with a band of Kufic in stucco. Above the apex of each arch is a small square opening like a window, filled with two stucco grilles set flush with the two faces of the wall. The finest parts of the decoration are in the spandrels. (Plate 57).

The band of Kufic, which runs round the arches of the arcades, runs in a similar way round the arched panels between the pilasters of the north-eastern wall, and a similar band runs round each window. (Plate 58).

The Mihrab:

The concave part of the mihrab measures 1,87m. in width and 1,37 cm. in depth. It has lost all its decoration except its octagonal flanking columns and the painted wooden lining of its semi-dome.

Behind the place, where the Imam stands in the pulpit, is a rectangular opening 71cm. width, and, 1,82m. high as the malqaf, which is surrounded by a frame of stucco ornament and closed by a bronze grille and which opens into a rectangular vertical shaft, the bottom of which is flush with the bottom edge, the shaft, which measures about half a metre square served as a malqaf.

The Windows:

In the qibla wall are seven arched windows, the central one above the Mihrab is decorated with stucco ornament formed by Kufic inscriptions, the spandrels are filled with arabesque and the others have Kufic borders also.

CHAPTER TWO

THE FATIMID MAUSOLEUM ARCHITECTURE

THE MAUSOLEUMS OF THE SEVEN DOMES

These mausoleums are to the south of the ruins of Fustat (Plates 59-61). They were originally seven domes, but only four of them have survived (Figure 11 A. B.) which have lost their domes. Their name identifies with the seven domes. The historian Al-Maqrizi mentioned that they were the mausoleum of seven persons of the family of Al-Maghribi in A. H. 400/ A. D. 1010.

The architectural design of these mausoleums consists of three storeys, a square lower storey is built of small roughly dressed blocks of Muqattam limestone, with an open arch in the centre of each face. It is a pointed arch of voussoirs, a rectangular moulding runs round, inside and outside above these pointed arches. (Plates 59-62).

The second storey:

Above this storey we find a zone of transition which is reduced internally to an octagon by four squinches, between each of which is a pointed-arched window of the same size and outline as the squinches. The arches of both squinches and windows are recessed and rest on the rectangular moulding. This second storey is built of bricks. (Plates 63-64).

The octagonal drum:

The octagonal drum above the second storey is built of bricks. It consists of a window in the centre of each face. The arches of the windows are composed of headers and stretchers, with a covering ring of bricks laid flat. The zone of transition supports an octagonal drum with a rectangular moulding. (Plates 63-64).

The dome which rests on the octagonal drum has unfortunately perished in every case. These mausoleums retain remains of a stucco coating internally, but less externally, on all three storeys. The two upper storeys above the lower square storey are each set back on the exterior. (Plate 59).

It was found that these mausoleums stood in their funeral enclosure, square like the mausoleum, with an entrance in the centre of the north-western side.

THE MAUSOLEUM OF LU'LU'A

In the southern cemetery a little to the east of Ikhwat Sayyidna Yusuf mashhad are the remains of this mosque, known today as mausoleum of Lu'Lu'a Bent Al-Muqauqis (the chief of the copts), The historian Al-Maqrizi mentioned that it was formerly a ruined mosque and was rebuilt in the time of the Fatimid Khalif Al-Hakim Bi-Amr Allah who called it Al-Lu'Lu'a in the year A. H. 406/ A. D. 1015-16. Al-Maqrizi adds that it is well built.

The remains of this mosque consist of a barrel vaulted hall 4,82m. wide, 3,23m. deep, and about 6m. height. In the south-eastern wall is a mihrab without frame and absolutely plain, the recess is 90cm. wide, 72cm. deep, and 3,05m. height. These remains consist of a triple-arched facade, the central arch being much higher than the side one: (Fig. 12) (Plate 65).

Above this barrel-valuted hall is another room vaulted in the same way and with a rectangular window in the north-western side, but the whole front facade and the vault fell. Above this room we see the remains of a third room, or two rooms, the upper room has a plain mihrab with a recess edge, on either side of the upper mihrab are

two little windows placed high up in the wall (Plates 65-66).

The first storey is built with roughly dressed blocks of Muqattam limestone. All the vaults as well as the walls above the first storey are of bricks, the central arch and the side arches are of bricks also, the arch of the lower mihrab is of stone.

THE FATIMID DOME IN AL-GAMALIYA

This mausoleum is in the street of Al-Gamaliya, opposite the Khanqa of Baybers Al-Gashankir behind a carpenter's shop, is part of the dome and octagonal zone of transition of a little mausoleum, which projects into the south corner. The sills of the windows of the zone of transition are about a metre above the floor of the shop, we enter it from the shop through a hole, which has been formed by removing the brickwork for about a metre below the north-eastern window.

The mausoleum is built of bricks. The original entrance, a metre wide, was in the centre of the north-western side. This mausoleum consists of three parts, the base approximately 3m. square internally, the second part of the zone of transition 1,49m. in high, to convert the square into an octagon, and the dome in the third part.

The zone of transition consists of three of the pendentives are similar to that in Al-Gafari and Sayyida Atika mashhads, the fourth pendentive, that of the southern corner is a simple squinch. They consist of two tiers of niches.

A beam about 10cm. square is built in the summit of the south-eastern and north-western walls immediately below the windows and pendentives.

THE MAUSOLEUMS OF AL-GA'FARI AND SAYYIDA ATIKA

These two mausoleums are a few yards of the mosque and mashhad of Sayyida Ruqayya. They contain the tombs of Muhammad, the son of the Imam Ga'far-Al-Sadiq, and Atika the aunt of the Prophet. They include a zone of transition of developed squinches, the style in these mausoleums is the first stage in the development from the simple squinch to the stalactite pendentive. (Fig. 13).

The Mausoleum of Al-Ga'fari (Plate 67)

This mausoleum is built of bricks, slightly over 3,80m. square internally, and 3,06m. in height to the zone of transition. The walls are 70cm. thick and support a zone of transition of octagonal internally and stepped externally, with trilobate window in each face. This zone of transition is 1,76m. height, and is set back 31cm., These pendentives consist of three niches surmounted by one. They support the sides of the octagon. On this octagon is a dome, the greater part of this dome is a reconstruction, only a small portion has been preserved on the north-western side. This dome is without ribs internally or externally. (Plates 67-68).

The decorations:

None of the original decorations of the interior has been preserved, except remains of a decorated kufic band, which are around the summit of the walls just below the pendentives. Two short length of this inscription have been preserved, one in the south corner, the other in the centre of the north-eastern side.

The entrance: (Fig. 13)

The original entrance was in the north-western wall opposite the mihrab in the south-eastern wall. This original entrance must have been walled up, when the mausoleum of Sayyida Atika was built. The other entrance is opened in the north-eastern side, through which we enter the mausoleum.

The mausoleum of Sayyida Atika

This mausoleum is the second from these mausoleums. It is on the north-western side, exactly adjoining to the mausoleum of Al-Ga'fari, where the original entrance of Al-Ga'fari mausoleum in the north-western side has been walled up with the south-eastern wall in Sayyida Atika mausoleum, which includes the mihrab. (Fig. 13).

This mausoleum is built of bricks. We enter it through the entrance in the north-eastern side. It is similar in every way except that it is not such a regular square. The sides vary from 3,43 to 3,90m. in length. The dome

consequently is oval, but the pendentives are identical, as also are the openings between them, but this dome, both internally and externally, is different from the dome in Al Ga'fari Mausoleum, where it is decorated with sixteen ribs in its interior and it is fluted in its exterior, but the dome of Al-Ga'fari is without ribs internally or externally. (Plates 69-70).

This style is the earliest example in Cairo. Fortunately it has retained the greater part of its stucco ornament, the band of decorated Kufic inscription runs round at the summit of the walls just below the pendentives, the ornament which forms the borders of the trilobate windows, and the beautiful mihrab (Plates 69-70).

The mihrab: This mihrab in the south-eastern wall behind the north-western wall of Al-Ga'fari mausoleum, measures 3,04m. in height and 1,76m. in width, Its arch is framed by a glorious Kufic inscription with a border of beads running along its outer edge, a similar border frames each spandrel, and the centre of each is occupied by a fluted boss, surrounded by a circle of beads, the whole is crowned by a horizontal border.

Creswell believes through its unusual pendentives which clearly show it to be late fatimid, and thanks to the exactly dated example of the latter provided by the mashhad of Sayyida Ruqayya, A. H. 527/A. D. 1123. Ahmed Fikry suggests the first quarter of the twelfth century.

THE MAUSOLEUM OF SHAYKH YUNUS (FIG. 14 & PLATE 71)

This mausoleum is about 350m. to the north outside Bab Al-Nasr gate. We reach this mausoleum through the road which runs from Bab-Al-Nasr gate, on the eastern side of this road, Hassan Abd Al-Wahhab is convinced that it is the mausoleum of Badr Al-Gamali, on the strength of a passage in Maqrizi, Creswell says that it is impossible to say that all the mausoleums were constructed here between 1094 and 1125. The one which has survived is that of Badr.

This mausoleum is built of bricks covered with a coating of plaster. It consists of four parts, a rectangular lower part measuring 4,42-4,48m. side, and 4,05m. height, the walls of the lower part are about 1,20m. thick, Above this rectangular lower part is a zone of transition 1,61m. height, of the zone of transition, measured through the window, 68cm, and of the octagonal drum 56cm. (Fig. 14).

These pendentives consist of three niches surmounted by one. There are four windows between these pendentives. They support the sides of the octagonal drum 1,61m. height. The pendentives and windows are identical

with those of Al-Ga'fari and Sayyida Atika mausoleums. The octagonal drum includes an oval window in each face. The dome rests on this octagonal drum, It adds 3,56m. to the height of the edifice, total 10,83m. (Plate 72A). There are two novel features, the corners of the lower part are bevelled off, the corners of the zone of transition are bevelled off, a third innovation is the oval window in the drum.

There is a simple mihrab, its only decoration is a Kufic inscription in stucco, which frames the arch and continues a long right and left until it reaches the corners of the room. (Plate 72 B.).

The most surprising feature of this mausoleum is the treatment of the three recesses which occupy the centre of the other three sides. They are covered by pointed arches, a window has been cut at the back of the south-western recess, and a secondary door in the north-eastern one, the original entrance in the north-western recess has been mutilated.

Externally there is a modern bay covered by a trefoil arch.

The dome is without ribs internally or externally.

The several novelties, the bevelled-off corners of the zone of transition, like those of the Mausoleum of Muhammad Al-Hasawati A. D. 1125-50.

THE MAUSOLEUM OF IKHWAT SAYYIDNA YUSUF

(Pltae 73 and Fig. 15)

About 100m. to the north of the remains of Lu'Lu'a mosque in the southern cemetery is a curious complex of several periods, known as Gami Ikhwat Sayyidna Yusuf. Its facade faces the south-western side, but it does not stand free, for there is an enclosure on the north-western side with tombs of the late Turkish period, and the remains of a half demolished houses on the north-eastern side. (Fig. 15)

To reach the mausoleum from the interior, we enter the building through a door in the south-western side (A) to a room, which is covered by a cross-vault, measuring 3,74x 3,12m. (B). On the right is a larger room, which is covered through a cross-vault. It includes a mihrab in the centre of its south-eastern side, the south-eastern side, 3,97, the north-western side 3,91, the south-western side 3,29, and the north-eastern side 3,58m. (C), this part is built of bricks, we enter from the room (B) to a very irregular part of the structure of which the bays (F) and (G), through (D), are covered by shallow domes on spherical-triangle pendentives. We reach through these

two domes to (J) and (K). Which are covered with tunnel-vaults, we reach from (G) to (H) which is covered with a cross-vault, and we reach from (F) to (E) which is covered with a wooden roof. The walls of (J) and (K) are built of bricks, as well as the pier (M), the arches (A), (B), and (C), and the tunnel-vault. We find that the shallow domes (F), (G), their pendentive, the arches (D) and (E), the pier (P) and the cross-vault of (H) are of cut stone.

We reach the mausoleum of Ikhwat Yusuf through a keel arched door on the north-eastern side of the shallow dome (G). This mausoleum consists of a square lower part of bricks, which the sides average 5,73m. in length, the walls at 4,64m. from the ground are set forward about 7cm. The zone of transition being effected at 45° , between each pair of squinches is a Keel-arched window, 1,64m. height and 1,44m. wide. (Plate 73).

The octagonal drum, which is set back 30cm. from the outer face of the zone of transition, is set back 30cm. from the outer face on the qibla side, and 56cm. on the north-eastern side. The entrance is in the south-western side, not opposite the mihrab in the north-western side.

We observe that the south-eastern side (the qibla side) includes three mihrabs, the central mihrab is larger than the others. The three mihrabs are decorated with glorious floral, geometrical designs, and beautiful Kufic inscriptions, all these decorations of the stucco. (Plate 74). The central mihrab measures 4,05m. in height, and 2,15m.

in width, and the lateral ones 2,85x1,45m. The spandrels are filled with floral, the whole is crowned by an frieze which curves forward very slightly.

Creswell believes that the probable date of this mausoleum is the end of the first quarter of the twelfth century.

THE MAUSOLEUM OF MUHAMMAD AL-HASAWATI (FIG. 16)

~~~~~

This mausoleum is about 60 yards south-west of the mausoleum of Imam Al-Shafi'i, Its north-eastern, north-western, and south-eastern sides stand free, but a wall has been built against the south-western side, where it forms one end of the courtyard of a house (Fig. 16).

This mausoleum is built of bricks coated with stucco. It consists of a cubical base, averaging 3,4m. a side internally, the walls being 66cm. thick, a large arched opening occupies the centre of each face, except on the side of the mihrab. The three arches, which are of the four centred type, measure 1,64, 2,05, and 1,70m. respectively in span.

The ground has risen considerably, only the upper part of the lower storey is visible from the street, the lower storey is plain and unbroken.

The zone of transition above the cubical base is set back. It is about 1,70m. in height and has a keel-arched window in the centre of each face, flanked on either side by a slightly larger Keel-arched panel with a shallow hood.

The dome rests on four squinches directly without a drum.

The mihrab of this mausoleum includes a fluted conch with a large circular design in the centre, traces of bosses in the spandrels, and a band of plaited Kufic on a shallow cavetto. This band runs down the sides as well. There is not any decoration in the interior except the simple borders of the windows.

## MASHHAD OF UMM KULTHUM

---

To the south of Abu-Mansur Isma'il mausoleum about a hundred yards is a turning to the right called street of Sidi Shabih. On the south side, immediately after turning into it, is a little mausoleum of mean and modern appearance with a flat roof supported by four columns. This mausoleum contains a beautiful mihrab of stucco, in the south-eastern side, in the same wall there are two other plain mihrabs, placed to the right and left of the main mihrab. (Fig. 17).

The original remains of the mausoleum are only in the south-eastern wall, with its three mihrabs (Fig. 17), Cresweel suggested reconstruction for the mausoleum in the Fatimid period. (Fig. 18).

The main mihrab in the centre of the south-eastern wall is one of the most magnificent stucco mihrabs which were erected in the Fatimid period. It consists of the usual semicircular recess, 69cm.-wide, 50cm. deep, and 2,32m. height, which obviously was once flanked by a pair of small columns. It is crowned through a fluted shell hood.

It is decorated with glorious floral, geometrical designs, and beautiful Kufic inscriptions. (Plate 75).

Creswell believes that the probable date of this mihrab is A. H. 516/ A. D. 1122.



## THE MAUSOLEUM OF YAHYA AL-SHABIH (FIG. 19) (PLATE 76)

---

About 250m. to the south of the Imam Al-Shafi'i mausoleum is a curious building which consists of a square surrounded on three sides in the south-eastern, the north-eastern, and the south-western sides by an ambulatory, with which it communicates through a Keel-arched opening in the centre of each side, the north eastern side opens into an annexe, the whole complex measures about 26m. in width and 13m. in depth.

The present entrance (A) is in the western corner (Fig. 19), behind a shallow recess covered by a trefoil arch. There is a room (B) which has been added to the south-western side. Close to it at (N) is the ancient mihrab.

We descend three steps to reach the entrance, as the ground has risen, and with two more steps, we enter the south-western ambulatory. On the right is a door that leads into the room on the left is a wide Keel arched opening that leads into the mausoleum, and in front a Keel arch opens into the corner bay of the ambulatory.

**The dome:** the north-western side is divided into three Kell-arched panels, of which the central one is wider

than the rest, the other sides have a wide Keel arched panel, 22cm. deep, to the right and left, we observe a plain wooden frieze, 31cm. broad, which runs all round, another plain and slightly narrower wooden frieze crowns the summit of the four walls.

Immediately above it is the zone of transition (Plate 77), measuring 3,26m. in height, the pendentives and the windows of three lights between them. Externally, however, the treatment of the zone of transition is stepped, on the zone of transition the dome without a drum. (Plate 77) The south-eastern ambulatory, which is in the front of the mihrab is divided into five parts (Fig. 19). The central part in front of the main mihrab is covered with a dome 2,40m. in diameter, with a length of semicircular tunnel vaulting to right and left. This dome resembles the main dome in outline, but it is smooth within and without. It rests on similar pendentives, which are likewise stepped externally, but the windows between are not divided into three lights.

**The Mihrabs:** There are three mihrabs, one in each bay of the south-eastern ambulatory. The main mihrab in the centre (Plate 78) measures 4,80x2,75m., It has no outer frame and the ribs which radiate from a central circular design, are not decorated, but there are four concentric rows of fluting round the edges. The lateral mihrabs measure 3,09x1,28. They have two concentric rows of flatings. They are very inferior to them and back an outer

frame. Their outline forms a pronounced Keel-arch like that of the main mihrab.

The outer side of the north-eastern ambulatory is formed by an arcade of three Keel arches resting on two columns. They open into a rectangular space, measuring about 10x7,30m which is divided into three aisles, We enter its floor 38cm. height through two steps. It is covered by a flate wooden roof, with a windcatcher over the central part. (Fig. 19).

Cresweel suggested reconstruction for the mausoleum in the Fatimid period (Fig. 20).

Van Berchem has suggested the twelfth century A. D. for the date of this mausoleum. Its pendentives and the windows of three lights between them being identical with those of the Mausoleum of Sayyida Ruqayya A. H. 527/A. D. 1133. (Plate 79).

Cresweel suggested the second quarter of the twelfth century.

**THE MAUSOLEUM  
OF ABU AL-QASIM  
AL-TAYYIB  
(PLATE 80 & FIG. 21).**

~~~~~

this mausoleum is a Few yards of the mausoleum of Yahya Al-Shabih. It is built of bricks measuring 37x10cm. apparently made of a mixture of mud and sand. It consists of a square dome, averaging 3,71m., a side internally and a little over 5m externally, with an open arch in the centre of its north-western and south-eastern sides. In the north-eastern, and south-western sides there are rectangular recesses only, 25cm. deep and a little over a metre wide, with rough wooden lintels.

Above this square is the zone of transition, which consists of four Keel-arched squinches to convert the square into an octagon. This zone of transition is 1,48m. In height, Among these squinches there are Keel-arched panels in the south-eastern, north-eastern and south-western sides, but in the north-western side the arch is open, forming a window. Above this octagon we find an octagonal drum 1,35m. in height, which is converted into a circle by eight embryo pendentives. Its sides are pierced by windows of three lights, each two very narrow Keel-arched openings are surmounted by a circular one. (Plate 80).

Above this octagonal drum we find a circular drum 1,13 in height with eight round arched windows. The upper edge of this drum is decorated with a band of naskhi inscription.

Above this circular drum rests the dome. All above the zone of transition, the octagonal drum, the circular drum and the dome are not earlier than the fourteenth century.

Creswell suggested reconstruction for the mausoleum, (Fig. 22).

THE MAUSOLEUM OF ABU-AL GHADANFAR (PLATE 81)

This mausoleum is in the street of *sidi-Mu'az*. We reach it through the street of *Al-Azhar*, on our right when we pass from the gate of *Al-Barqiya* to the *mashhad* of *Sayyidna al-Husayn*.

This mausoleum was built above the mausoleum of *Sidi-Mu'az*, according to a *Kufic* inscription. It was erected by the Emir *Abu Al-Ghadanfar Asad Al-Fa'izi Al-Salihi* in A. H. 552/ A. D. 1157., in the time of the *Fatimid* Khalif *Al-Fa'iz*, it is one of the most magnificent *Fatimid* buildings which were erected in the *Fatimid* period, although it is a small building.

It consists of slightly oblong 5,50x6m. and 4m. in height. It is built of bricks. Above this oblong we find the zone of transition. There is a window of three lights between the pendentives of the short sides, and a window of six lights on the long sides. The stucco grilles of six-light windows are pierced with from four to eight lines of *Naskhi* inscriptions, consisting of sentences from the *Quran* and the *Hadith*, except one, which says that the dome was built in the year A. H. 869. According to *Abd al-Rahman Fahmy*. *Abd al-Rahman Fahmi* says in his

search that Wiet., Creswell, and Ahmed Fikry decided that date with numbers A. H. 866, but the right date is A. H. 869. in the period of the Mamluk Sultan Khush 'Kadam.

Creswell believes that only the minaret in this mausoleum belongs to the Fatimid period in A. H. 552/ A. D. 1157. Abd-Al-Rahman Fahmy believes that the date A. H. 869. means that the dome is restored in this date, and the mausoleum belongs to the end of the Fatimid period in A. H. 552/ A. D. 1157.

The minaret: (Plates 81-82)

It is built of bricks and consists of a square shaft measuring about 2,50m. a side and 12,76 in height, which terminates in an octagonal platform (Plate 82) on four beams. Above this octagonal platform is set an octagonal storey, 2,05m. in diameter and 2,50m. in heigh, with a tall opening in the centre of each. Above this octagonal storey we find an octagonal drum, 80 cm. in height with a trefoil opening in each side, Above it a fluted dome of Keel-arched outline which is about 1,50m. in height. The total height is about 17,50m.

The entrance is in the south-western side, and the steep and narrow staircase runs round the sides of the exterior. There is a small window in the north-eastern and south-western sides. The square shaft is decorated in the north-eastern side with two fluted, Keel-arched panels executed in stucco. The flutes radiate from a small Keel-arched panel. (Plate 83).

CHAPTER THREE

THE FATIMID MILITARY ARCHITECTURE

THE WALLS AND GATES

Gawhar founded the walls of Cairo of bricks. The outline of these walls was a fairly regular rectangle measuring about 1,100m. from east to west and about 1,200m. from north to south. These walls included eight gates, as follows: in the north wall. Bab Al-Futuh and Bab Al-Nasr, in the south wall the double-arched Bab zuwayla, in the west wall Bab Al-Farag and the Sa'ada, in the east wall Bab Al-Barqiya and Bab Al-Qarratin.

None of these gates exists to-day; they were replaced by later gates when Cairo was enlarged by Badr Al-Gamali in the period of the Fatimid Khalif Al-Mustansir Bi-Illah. Some of these gates were replaced by Salah Al-Din in the Ayyubid period.

Three of these gates replacements still exist and are well known. Bab Al-Nasr. Was the first of these gates. It was erected by Badr Al-Gamali in the new walls in A. H. 480/ A. D. 1087. Bab Al-Futuh, the second gate was erected in te same year A. H. 480/ A. D. 1087. Bab Zuwayla the third gate, Was erected in the year A. H. 485/ A. D. 1092.

They were rebuilt by Badr Al-Gamali in the Fatimid period. Bab Al-Futuh in the centre of the northern wall and Bab Zuwayla in the centre of the southern wall were the greatest gates in the time of Gawhar. There were two main roads: one of them divided Cairo into two parts from north to south, and connected the two gates. The other road divided Cairo into two parts from east to west. This road is to the north of the mosque of Al-Azhar. It connected Bab-Al-Barqiya in the centre of the eastern wall and Bab-Sa'ada in the centre of the western wall. (Fig. 23).

Badr Al-Gamali founded the new walls of bricks and stones; a part of these walls was built with bricks, and the greatest part was built with stones. We observe that the remains of these new walls are in the part which connects Bab Al-Nasr and Bab al-Futuh in the northern wall, and another part is about 100m. to the west of Bab-Al-Futuh. We also observe a large passage that runs on the surface of the second storey to connect these walls and the gates. The third storey is an open skyline storey.

Badr Al-Gamali erected the new three gates Bab Al-Nasr, Bab Al-Futuh in the northern wall and Bab Zuwayla in the southern wall of stones.

The history of these three gates: These gates were built in the period of the Khalif Al-Mustansir. There was a connection between the erection of these gates and the political events of this period. The middle of the reign of

the Fatimid Khalif Al-Mustansir Bi-Illah (A. H. 427-487 A. D. 1035-1094) was marked with troubles which nearly ended in complete disaster and ruin, begin with the well-meant financial operations of the Wazir Al-Yazuri A. D. 1050-1058. These troubles were followed by a low Nile, famine, and then plague. The efforts which were about A. D. 1055. to purchase two million bushels of grain from Constantinople were not successful, and a struggle between the Sudanese troops and the Turks ended with the triumph of the Turks. After this triumph, the Turks became unmanageable, and looted the palace, drained the treasury, and treated the Khalif with contempt. According to the historian Al-Maqrizi, there was another low Nile in A. D. 1065, and a famine ensued after the low Nile, which lasted until A. D. 1072, reducing the whole population to the greatest misery. In A. D. 1073, however, a good harvest put an end to the famine, and the Fatimid Khalif Al-Mustansir at the same time sent for Badr Al-Gamali, an Armenian Mamluk, who had risen to high office in the Syrian wars, and has successfully fought the turks until he was the most famous General in Syria. At that time he was the Governor of Akka, and only accepted the Fatimid Khalif Al-Mustansir's appeal on condition that he was allowed to bring his Syrian troops with him. He entered Cairo on Gumada I in the year 465./ Jan, Feb. 1073, He became wazir of the Fatimid Khalif Al-Mustansir, and in the year A. H. 480./ A. D. 1087. he decided to take it upon himself to rebuild the walls and the gates of Cairo which were built in

the time of the Fatimid Khalif Al-Mu'izz-Li-Din-Illah (Abu-Tamim Ma'add) by his prime Minister and commander-in-chief Gawhar Al-Katib Al-Siqilli, and enlarged Cairo. He built the new walls of bricks and stones, and built the new gates of stones.

These gates were originally eight in the time of Badr Al-Gamali, but only three of them have survived; Bab al-Nasr A. H. 480./ A. D. 1087, Bab Al-Futuh A. H. 480./ A. D. 1087, and the Bab Zuwayla A. H. 485/ A. D. 1092.

BAB AL-NASR

(FIG. 24 & PLATES 84-85)

~~~~~

This gateway is placed at the north-eastern corner of the enclosure of the Fatimid Cairo by Badr Al-Gamali. It consists of two great square towers, flanking a glorious arched gateway which is set back 4,54m. from their front face. The whole gateway measures 24,22m. in width, 20,47m. in depth, and 20,89m. in height. The square gateway towers are built in three storeys, the two lower of them are solid, the lower storey is 6,61m. in height, It consists of sixteen courses of fine masonry, a series of columns let into the wall as a band between the rubble core and the outer faces of dressed stone. The second storey includes a Kufic inscription carved on the inner face of the west tower. A remarkable decoration appears in the form of three shields on the front of each tower, and one on each of the sides next the archway. The trapezes have a central boss, surrounded by Knobs arranged in a circle round it. At the summit of this storey on the front and inner faces there is a glorious Kufic dating inscription. Above this Kufic inscription there is a curious cornice which is decorated with a band of simple ornament. The third storey is 7,65m. in height and consists of eighteen courses.

**The gateway:** The gateway is set back about 4,54m. between the two towers. It is surrounded with a decorative rectangle frame. The great outer arch of a stilted semicircle rests on a bold moulding. The arch is decorated with a chevron, and the shield is decorated with a geometrical motive. The Kufic dating inscription and the cornice at the summit of the second storey of the towers run across immediately above the rectangular frame of the great arch. Above this is a flat relieving arch of voussoirs. Above this again is the parapet of three courses pierced by five arrow-slits and capped by a bevelled coping flush with the facade.

Creswell says: originally there was only one course above the flat relieving arch, horizontal above and below and on it rested five crenellations, the change was doubtless made in 1800/1.

The gateway set back within the great stilted semicircular arch. It is proper 4,76m. in width and 6,47m. in height. It is spanned by a horizontal arch of fifteen joggled voussoirs. Above this is the first relieving arch, horizontal of seventeen voussoirs. Above it is a second relieving arch of eleven voussoirs. Above it a tympanum is decorated by a panel that includes a fine Kufic inscription of three lines. Below this panel is a band of Kufic inscription carved on the upper relieving arch. Above this panel is a vertical opening 5,17m. wide and 35cm. deep, which runs up and comes out just behind the

parpet. The remaining part is divided into five openings by four transverses.

Immediately behind the gate is a rectangle bay 2,94m. long and 5,03m. wide, covered by a plain semicircular tunnel-vault. Immediately behind this rectangle bay is another rectangle bay 10,77m. long and 8,17m. wide, covered with a glorious cross-vault. To the right and left below the vault is a tall narrow rectangular niche with a semi-domed head, which rests on two small spherical triangles decorated with a conch shell.

Behind the eastern tower is a massive oblong tower. It contains a final spiral staircase 1,65m. wide, perhaps the finest ever built for a military purpose leading to the platform over the vaulted roadway. The original entrance to the staircase is in the south side of this tower, but it has been walled up, now we reach this staircase by a door on the western side of the vaulted passage way, arrived on the platform, which is 13,54m. above the sill. The main features of this level are the upper thirds of the gateway towers 7,65m. in height five openings in the floor between them, commanding the outer face of the gate, facing, a parapet, and a great stone platform by the top of the vaulted bay and the massive sides which afford abutment to it. Creswell says: the parapet which is pierced with five arrow slits is not original, for the illustration in the description del' Egypt shows that there were originally five ornellations here. These were removed, as well as the course below them.

## BAB AL-FUTUH

### (FIG. 25 AND PLATE 86)

~~~~~

The whole measures 22,85m. in width, 25,22m. in depth, and 22,33 in height from the original ground level to the top of the crenellations. This gate consists of two great towers. These towers are oblong with rounded fronts and are not divided externally into storeys. They are 7,58m. wide, the straight sides project 7,51m. from the face of the wall. The maximum projection measured to the edge of the rounded front, which is formed by a segmental of a circle only, instead of being semicircular in plan, is 9,26m. down to the original ground-level. It was found that each tower rests on a rectangular plinth about 70cm. height, surmounted by a moulding which adds 34cm., The space between the rounded fronts and the corners of the plinths is covered by glacis of double slope, a row of stone circles about 0.90-1,45m. apart running round the tower at the same level on both front and sides. We see the ends of the columns, let in as a bond between the rubble core and the facing. Each block of stone through-out this has a slight bevel of 1 cm.

The lower part of each tower is decorated with three glorious arched panels, one on each side and one in front.

The lower part of this recess is filled by a bevelled course. The upper part of each tower is perfectly plain through three arrow-slits, each set in a shallow recess with a semicircular arched head. The whole is surrounded by a large rectangular moulded frame. The sides next to the gateway have two rectangular openings 1,94x0,70m. cut flush with the facade, but surrounded by moulded frames similar to those just mentioned. These frames are surrounded on three sides by a continuous band of ornament.

The gateway: It is a great splayed semicircular set back 7,70m. between the towers, a rectangular latic work of slightly distorted squares, each filled with a simple but crisply carved motif sun flowers, and several motifs for example, hexagrams, stars, circles, and grilles decorates the splayed part. The whole being set in a simple border consisting of a circle and a lozenge alternately. Set back 1,49m. with in this semicircular arch is the gateway proper 4,85m. in width and 6,49m. in height, spanned by a horizontal arch is formed of twelve glorious voussoirs, Above this is another horizontal arch of eleven voussoirs. The space between the curve of this arch and the horizontal top of the arch below is open at the back set in the two upper courses of the three. Above the splayed arch are six brackets, above these brackets, and flush with their front edge is a shallow arch of twenty-one voussoirs. Above this in the parapet are five openings with arcuted lintels. The continuous band of ornament which runs

round the towers passes across the parapet immediately above this frame, which is slightly recessed, Above this continuous band of ornament is a cornice. The summit of this wall and that of the two towers, which are on the same level, is crowned by a series of crenellations with semicircular tops.

Immediately behind this arched gateway is a great rectangle bay 2,96m. long 6,08m. wide, covered with a tunnel-vault, slightly stilted semicircle in section. Immediately behind this rectangle bay, is another bay 7,57m. in diameter, covered through a dome. It rests on the spherical triangle pendentives. This bay in Bab Al-Nasr is covered with a glorious cross-vault. To the right and left is a recess 2,74m. deep covered by a three-sided vault. At the inner end of the passage-way is a great arch of twenty-seven voussoirs, the entrance vault, the vaults of the great recesses, and the exit arch, all spring from a glorious bold mouldings, which is continuous along the rear face of the gateway and ends about 20cm. round the east flank and 60 cm. round the west. At the summit of the rear face is another glorious moulding carried right round the flanks.

We reach through the rampart walk in front of the east entrance to the great platform above the domed passage-way. The platform, which measures 23, 78m. in width by 12,23. in depth is bounded on the north side by the rear face of the upper part of the gateway, which

presents a facade of three bays. Each bay is pierced by a great arch, The central arch differs from the others in that its twenty-three voussoirs, to the right and left is merely the outer face of a shallow vault, which provides a shelter for men operating from the five openings in the parapet which commands the outer face of the gate. At the same time, it acts as a bridge between the tops of the towers.

The original crenellations are still preserved on the outer sides of the towers and connecting bridge, except at the two outer corners and front of each tower where they have been replaced by cannon embrasures.

BAB ZUWAYLA

(PLATE 87) (FIG. 26)

The site of the first Bab Zuwayla which was erected by Gawhar near the mosque of Sam Ibn Nuh, according to the historian Al Maqrizi and the historian Al-Qalqashandi who saw its fragment, consisted of two gateways side by side, one of them through which the Fatimid Khalif Al-Mu'izz entered Cairo, whence the name of Bab Al-Qaus was given to it. It was preferred by the public; they entered and left by it, while the other gate was not used. It was a common saying that who-ever passed through the other gate never succeeded in any affair. This gate has disappeared without leaving any trace.

Bab Zuwayla took its name from a Berber tribe who occupied a suburb of Mahdiya. This tribe had provided a contingent to Gawhar's army and on the foundation of the city had been allotted a quarter near this gate.

The whole structure measures 25,72m. in width, 25,36m. from back to front, and 20,10m. in height, from the present road level to the top of the crenellations, or 23,70m. from the original road-level.

It consists of a great arched gateway, 4,84m. wide defended by two oblong round-fronted towers, placed

9,17m. apart. The towers have rounded fronts, formed of a segment of a circle only. Creswell was anxious to know if this gate rests on rectangular plinths with fine moulding as in the gate of Bab Al-Futuh, After the excavation in February 1938 in the west side of the west tower, he said that the round front of the tower rested on a rectangular plinth of two courses, which was perfectly plain without any moulding, and it was found that the old street Level was 3,96m. below the first course visible above the pavement. The true height of the gateway was therefore 23,70m. The outer flanks of these towers are concealed, on the west by the mosque of Al-Mu'ayyad, on the east by a row of houses facades. The inner flanks of the towers are decorated with two similar shallow arched panels, one within the other, With in them is a much smaller panel composed of a pointed arch, springing on either side from a semicircular arch. The upper arch consists of nine voussoirs, the side ones of five. The upper arch has a scalloped edge, whereas the side one has not, In the panel immediately below the apex of this arch is a splendid circular design, Its basis is an eight-pointed interlaced star with a sun-flower in the centre. In the upper part of each tower, above the great arched panel, is a rectangular window opened from what was once the tower chamber, It is covered by a flat joggled arch. The crenellations, which run round both towers and across the summit of the gateway, have semicircular tops and look much newer than the rest of the masonry.

The curved front of each tower is enclosed in a curious unmoulded rectangular frame, which rests on a pair of corbels. There are three arrow-slits in the upper part of the curved front of each tower.

The gateway set back between the towers, which are 9.17m. apart, is the massive slightly pointed arch, Its upper part is divided into five separate openings through massive cross-walls, set back 1,25m., Within this arched frame, is the gateway itself, 4,84m. wide covered by an arch of fifteen voussoirs, We pass under the gateway and observe a piece of tunnel-vaulting 3,10m. long, which is just enough for each half of the gate to fold back into it, then a splendidly built dome of wellcut stone voussoirs, 7,55m. in diameter resting on spherical triangle pendentives of the same curvature as the dome. The passage-way ends in a great semicircular arch, 7,58m. in span, It consists of twenty-seven voussoirs.

On the east side under the dome is a rectangular recess 4,62m. wide and 2,50m. deep, a fine bold moulding runs along each side of the passage-way, following the sides of the recess and continuing along the rare face of the gateway. This moulding runs along on a level with the top of the squinches.

The platform extends right across behind the upper rear face of both towers. This platform opens all sides except the south, is there flanked by three arches. The two

outer give access to the chambers in the upper thirds of the towers, and the central one to the vaulted loggia over the gateway. Above the two chambers and vaulted loggia is a second platform, crowned with crenellations.

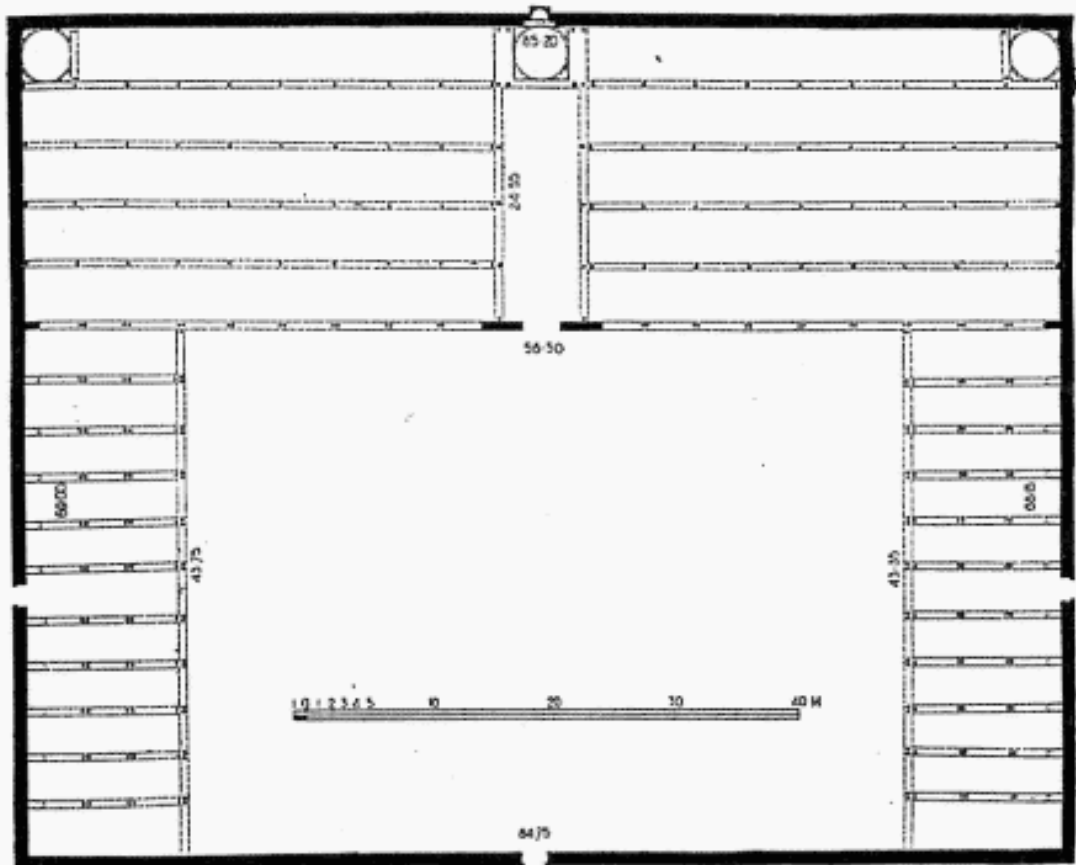
BIBLIOGRAPHY

1. Creswell (K. A. C.): **The Muslim Architecture of Egypt, Ikhshids and Fatimids**, Oxford, 1952.
2. Devonshire (R. L.): **L'Egypte Muslmane et les Fondateurs de ses monuments**, Paris, 1962.
3. Fago (V.): **L'Arte Araba Nella Siria Ein Egitto**, Roma, 1909.
4. Fikry (A.): **The Mosques of Cairo and its madrasas, (The Fatimid period)**, Dar Al-Ma'arif, A. H. 1385/ A. D. 1965.
5. Flury (S.): **Die ornamente der Hakim-Und Azhar-Mosqchee**, Heidelberg, 1912.
6. Hautecoeur (L.) et Wiet (G.): **Lés mosque'es du Caire**, I. Paris, 1932.
7. Hoag (J. D.): **Western Islamic Architecture**. London.
8. Al-Maqrizi: **Al-Khitat**, Vol. 2.
9. Marcais (G.): **Les moque'es du Caire, d'apres un livre récent**. *Revue Africaine*, tomeLXXIV, 1933.

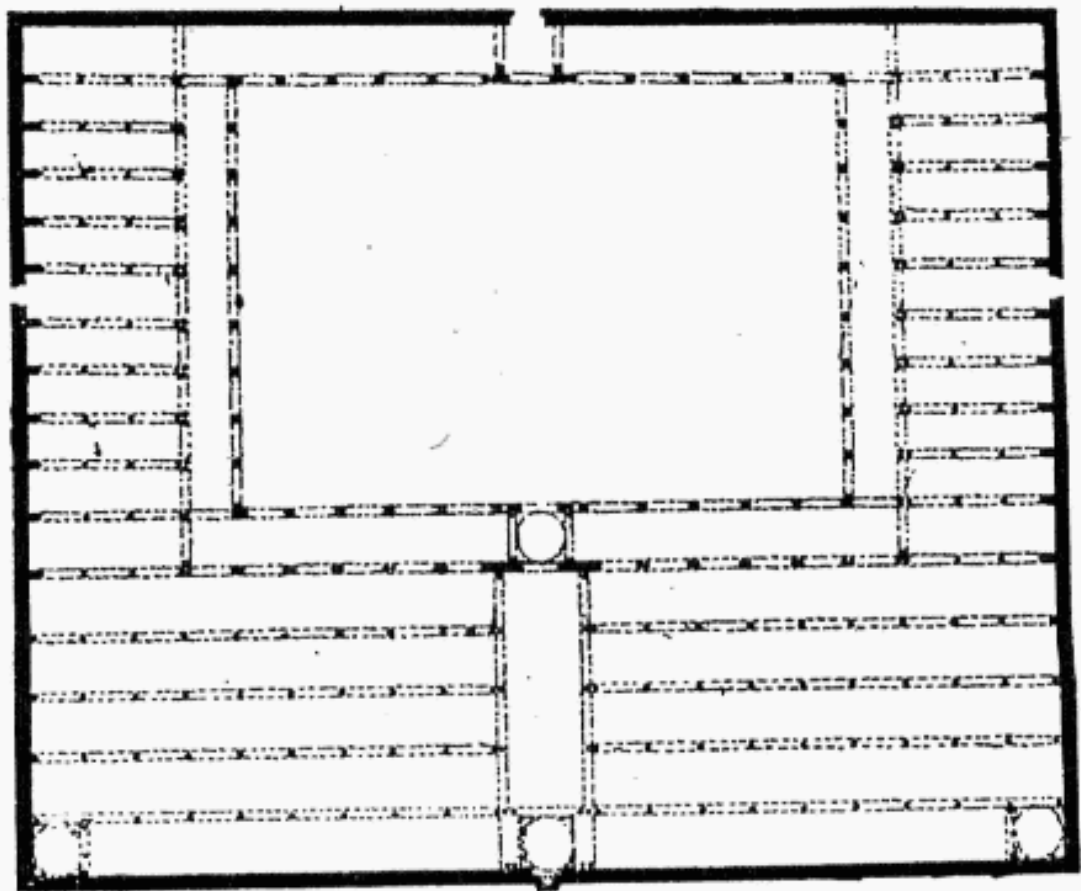
10. Maslow (B.): **Les Mosque's des fas et de Nord du Moraco**, Paris.
11. Migeon (G.): **Manuel d'Art Musluman**, Paris, 1927.
12. Pauty (E.): **L'evolution du dispositifen (T) dans les Mosque's a portiques**, Bulletin d'Etudes orientales, institut francais de damas, tome II, 1932.
: **Dispositif de plafond Fatimite**, Bulletin de l'institut francais le Caire, tome XV, 1932-1933.
13. Rice (D. T.): **Islamic Art**. London.
Saladin (H.): **Manuel d'art Musluman, l'Architecture**, Paris, 1907.
14. Shaf'i (F.): **The Mashhad Al-Guyushi Archaeological**, notes and studies in Islamic art and architecture in Honour of professor K. A. C. Creswell, the American, 1965.
15. Van Berchem (M.): **Une mosque's de temps des Fatimites au Caire**, Notice sur le Gam, el Gayushi.
16. Wiet (G.): **The Mosques of Cairo**, translated from French by John. S. Hardman, Librairie Hachette, 1966.

Figures:

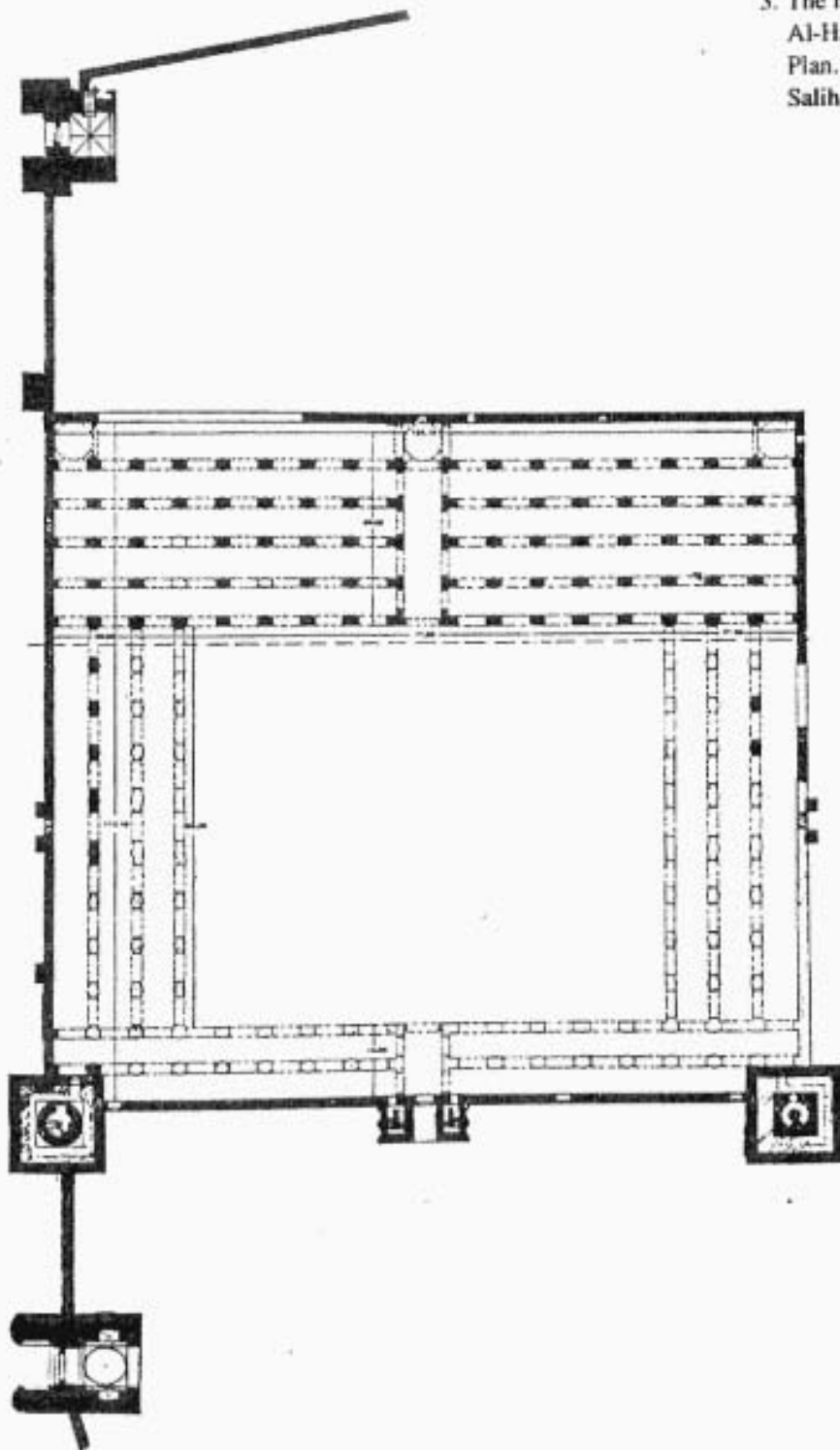
1. The mosque of al-Azhar in the time of the Fatimid Khalif Al-Mu'izz Li-Din Allah. About Creswell.

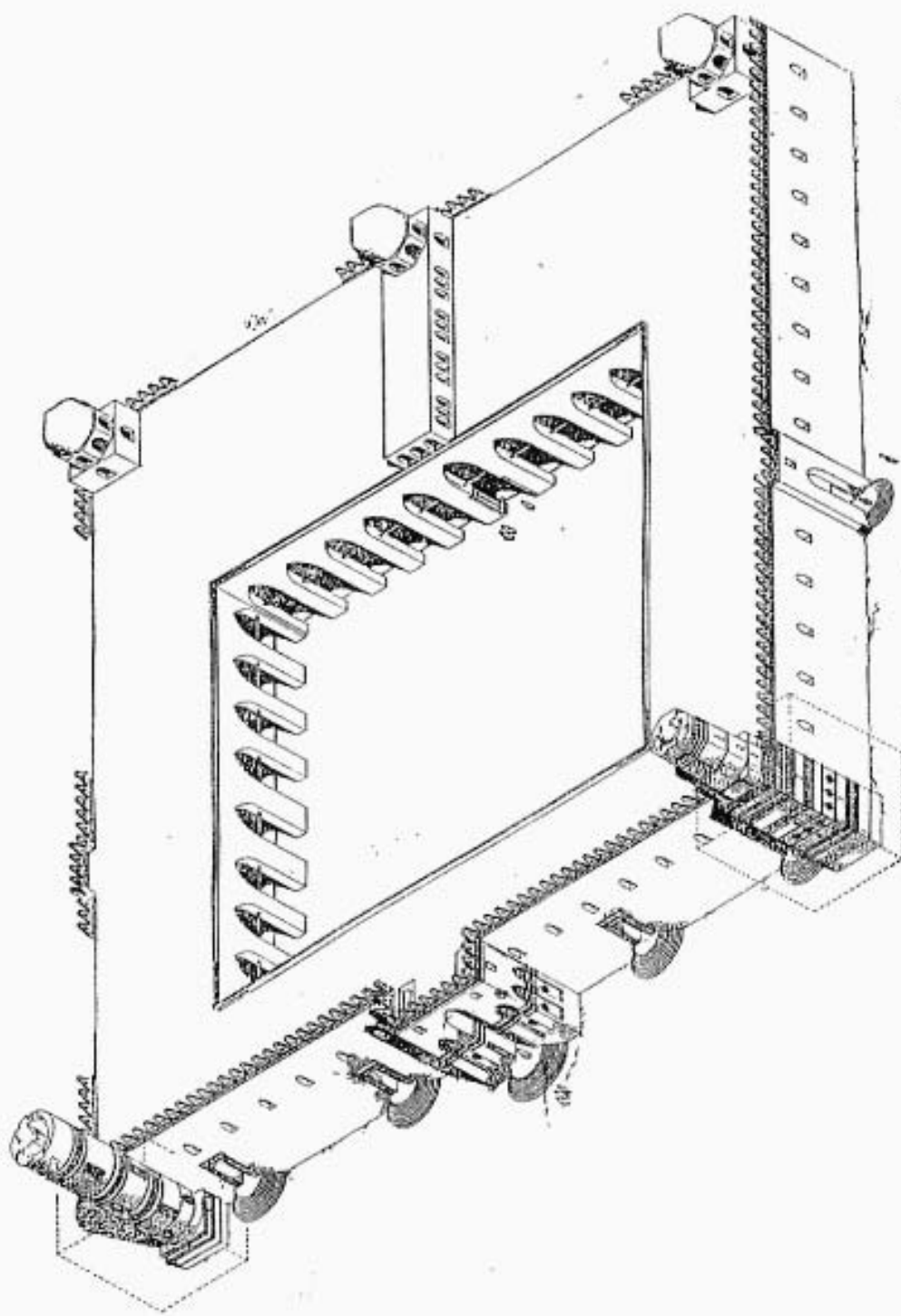


2. The mosque of Al-Azhar after the innovations of the Fatimid Khalif Al-Hafiz Li-Din Allah (A. D. 524-544/ A. D. 1130-1149). About Ahmed Fikry.



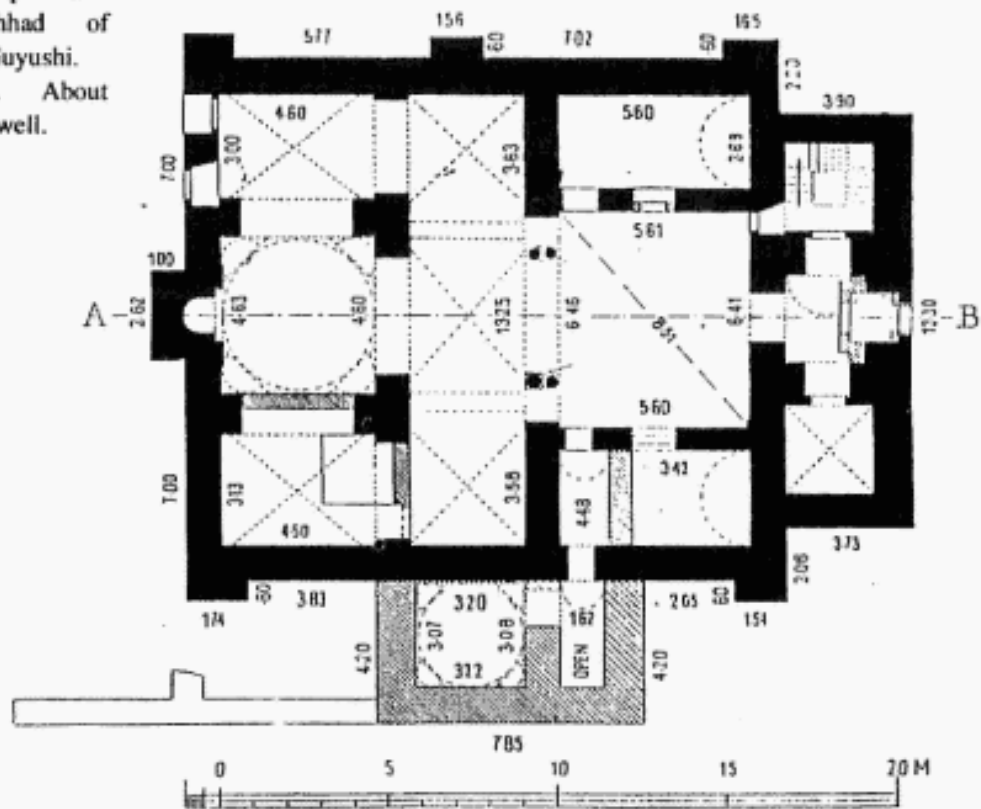
3. The mosque of
Al-Hakim.
Plan. About
Salih Lami'i.






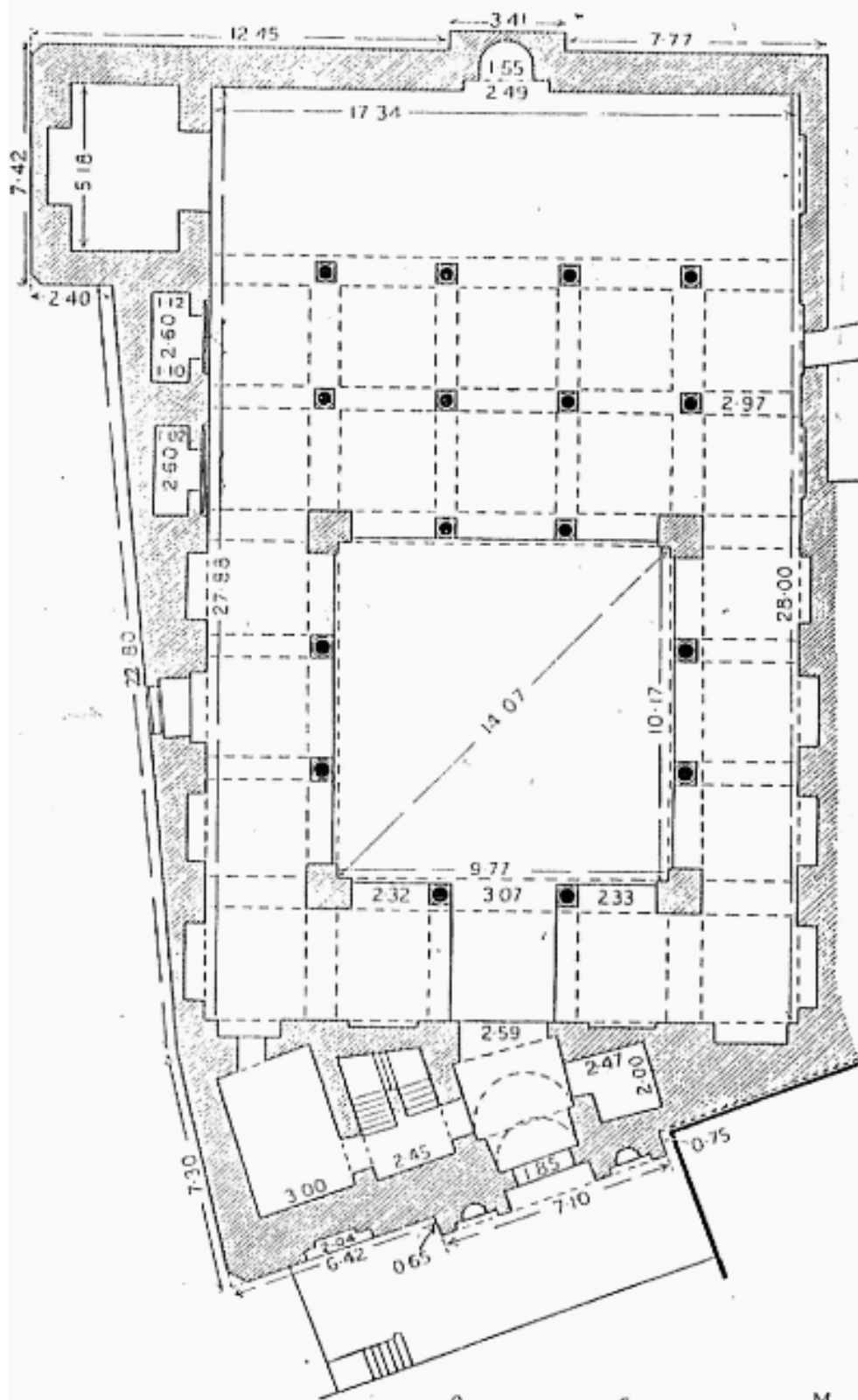
4. The mosque of Al-Hakim: reconstructed bird's eye view (Drawn by Farid Sha-fi'i), about Creswell.

5. Mosque and
Mashhad of
Al-Guyushi.
Plan. About
Creswell.



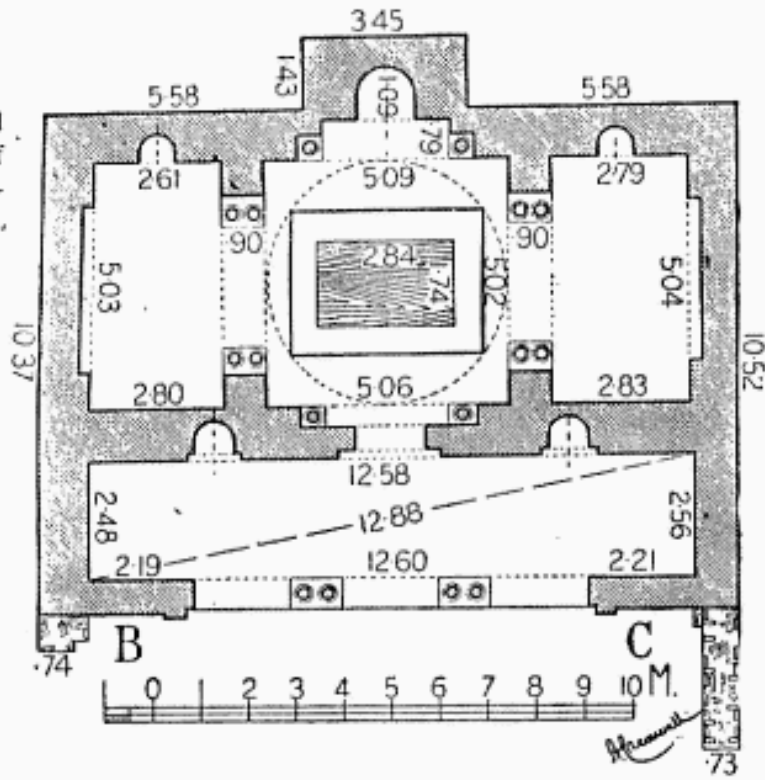
6. Mosque and
Mashhad of
Al-Guyushi.
Section. About
Creswell.






7. The mosque of Al-Akmar.
Plan. About Creswell.

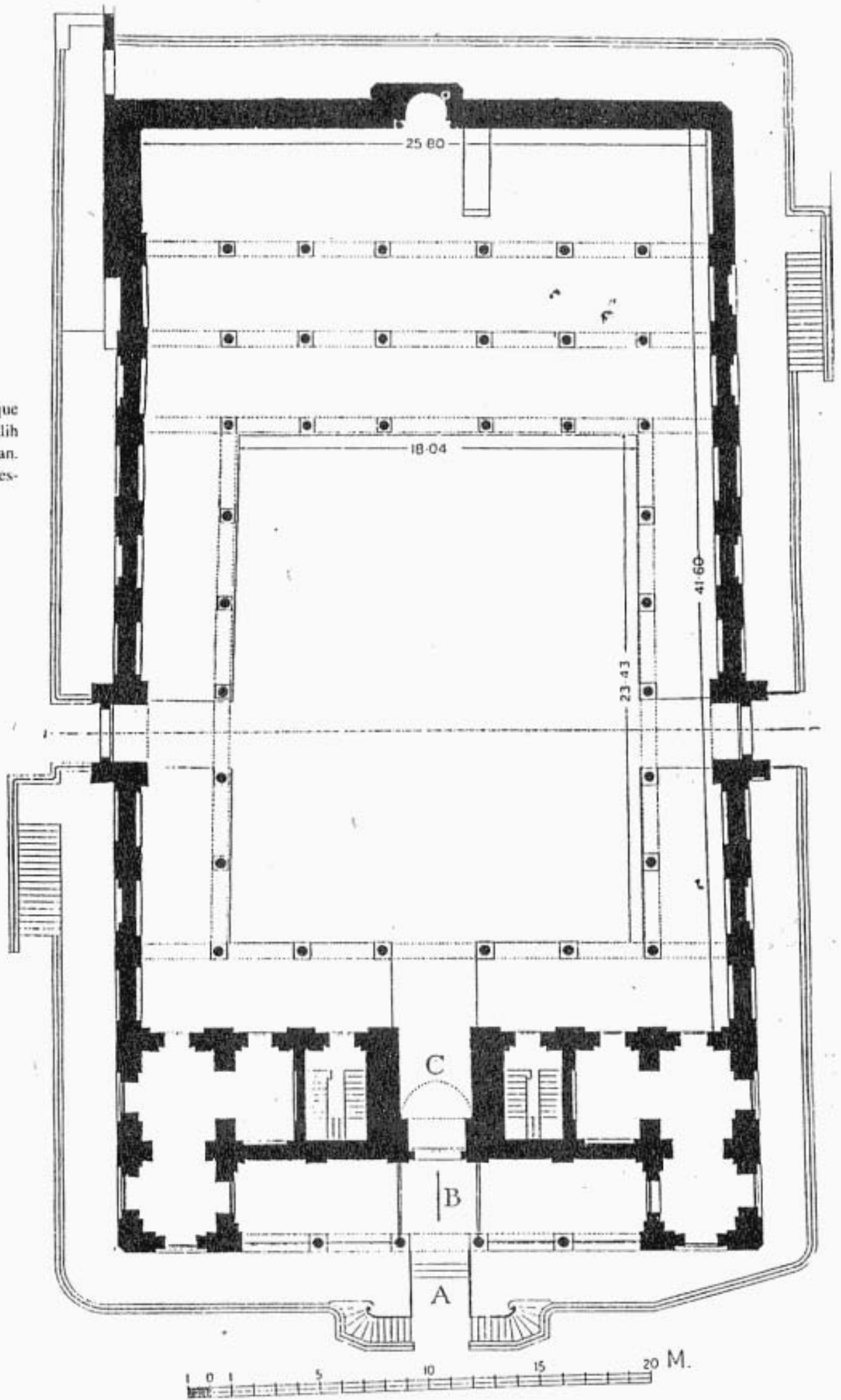
8. Mosque and Mashhad of Sayyida Ruqaya. Plan.



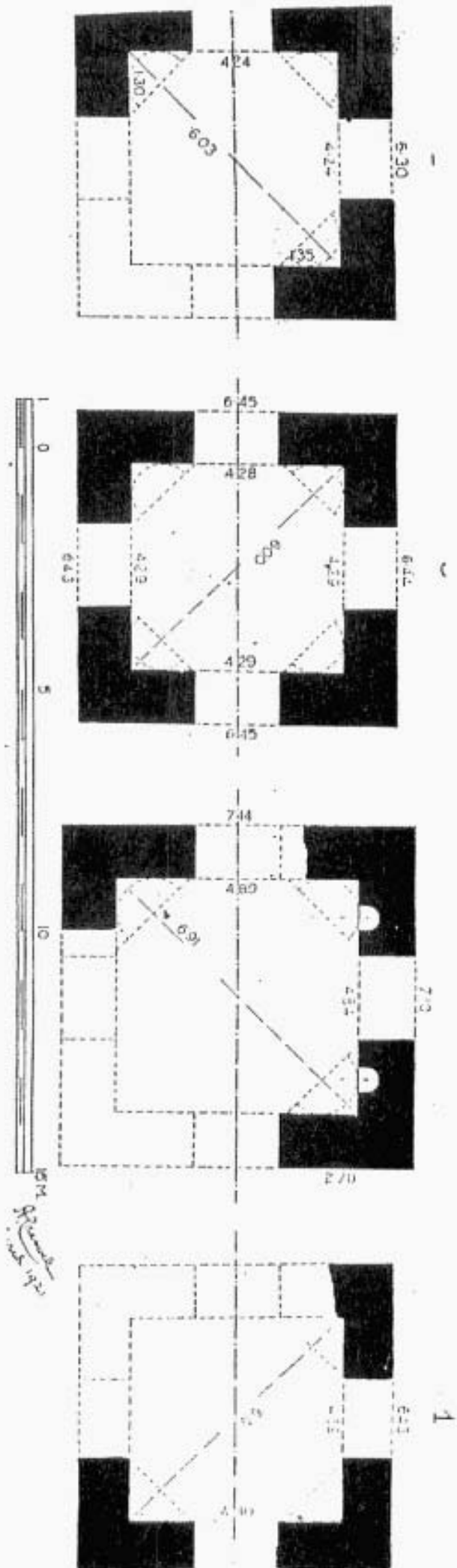
about Creswell.
9. The cresting in the mosque of Al-Salih Talai, about Creswell.

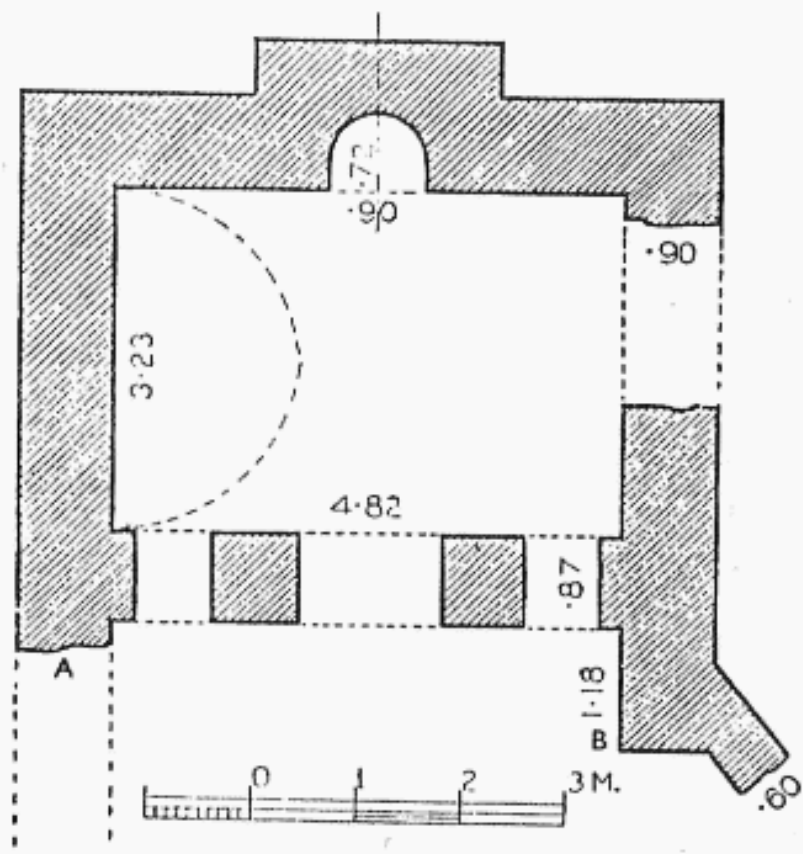


0. The mosque of Al-Salih Talai. Plan. about Creswell.

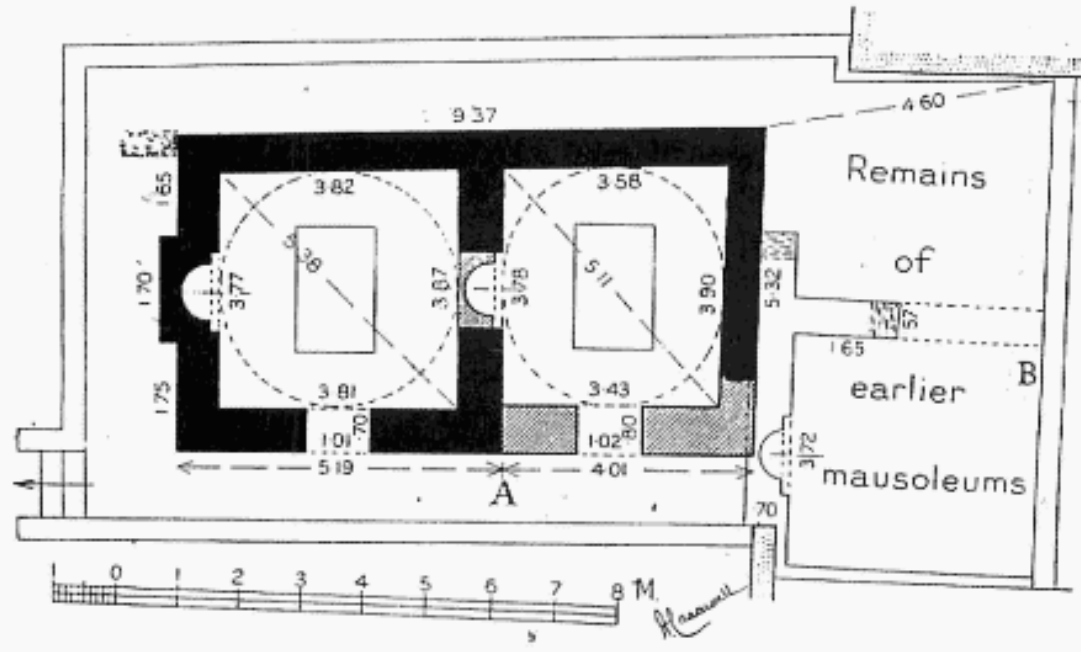


11. A. The mausoleums of the seven domes, plan about Creswell.

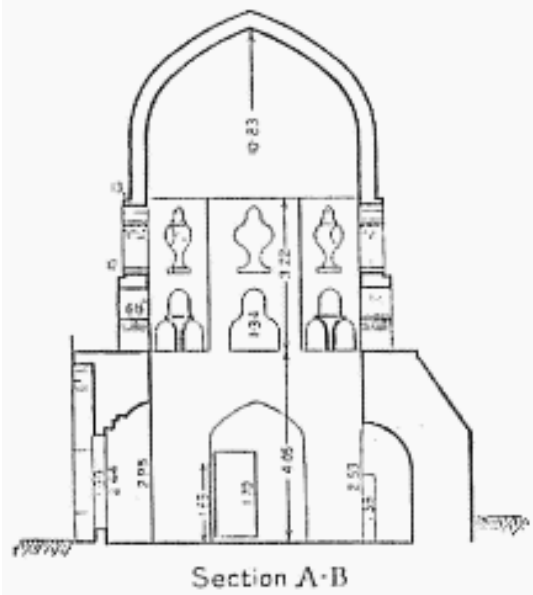




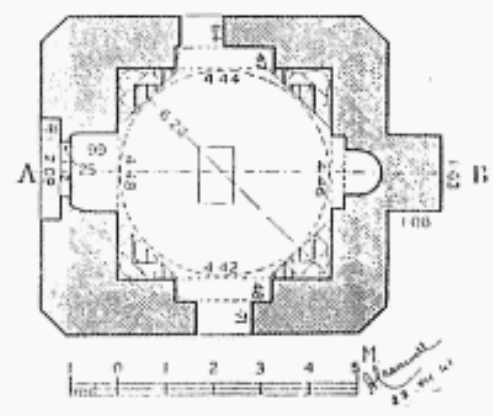
12. The mausoleum of Lu'Lu'a. Plan, about Creswell.



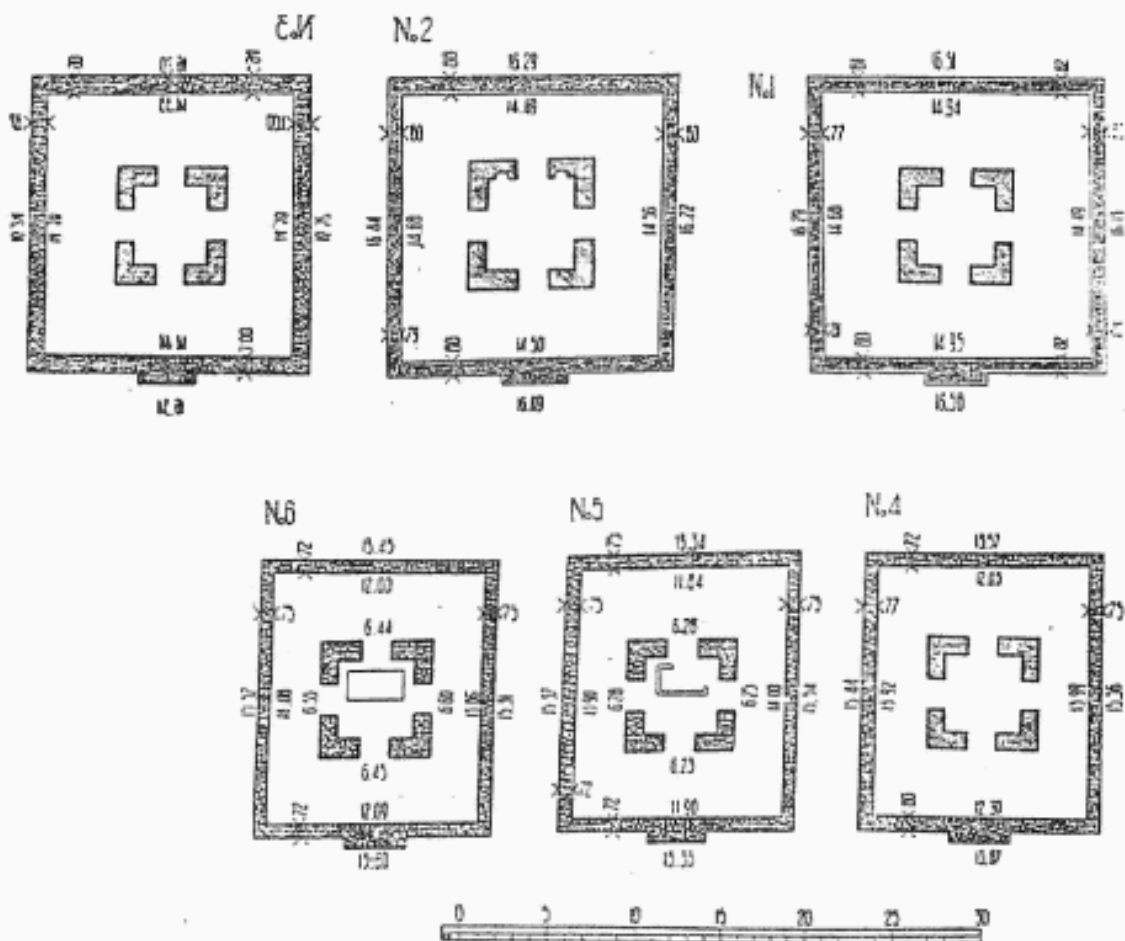
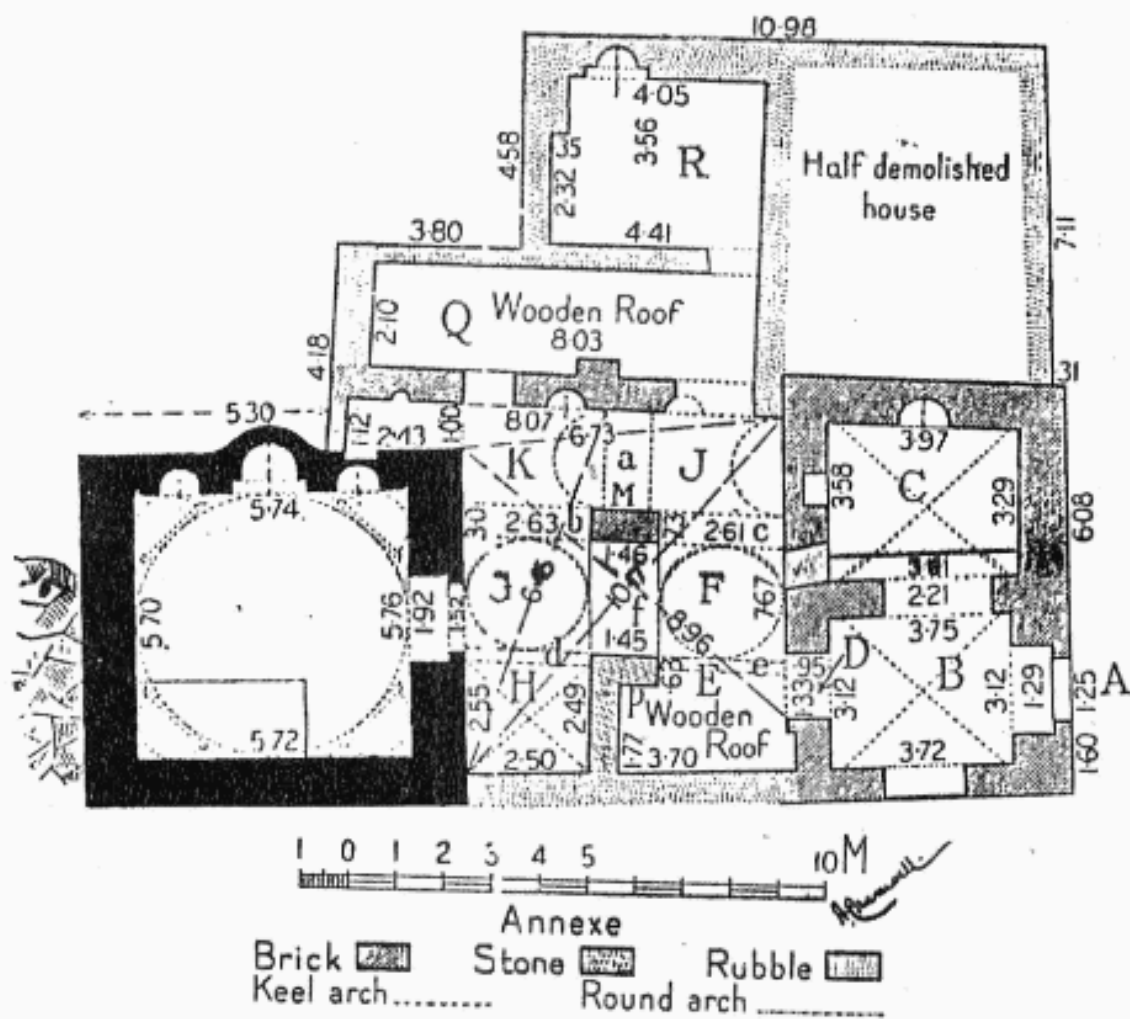
13. The mausoleum of Muhammad Al-Ga'fari and Sayyida Atika, about Creswell.



Section A-B

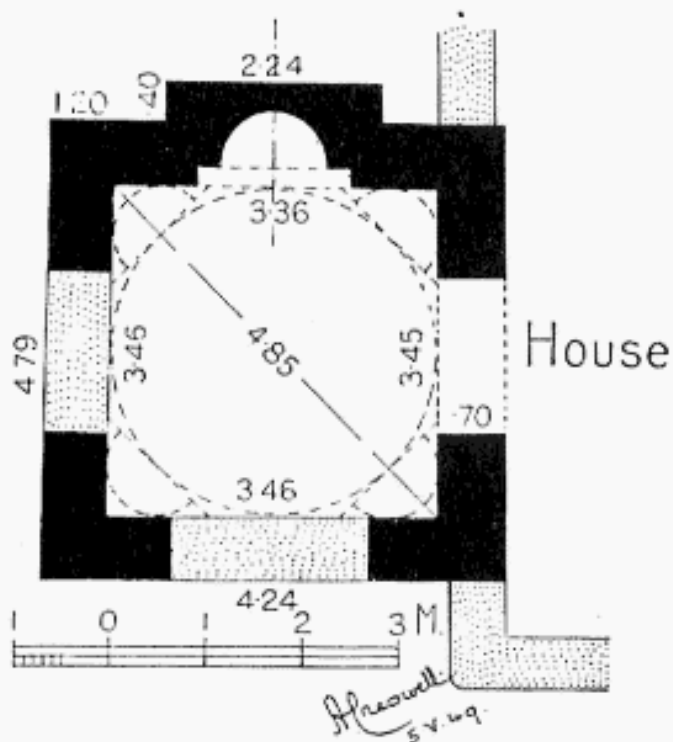


14. The mausoleum of Shaykh Yunus. Plan, and section about Creswell.

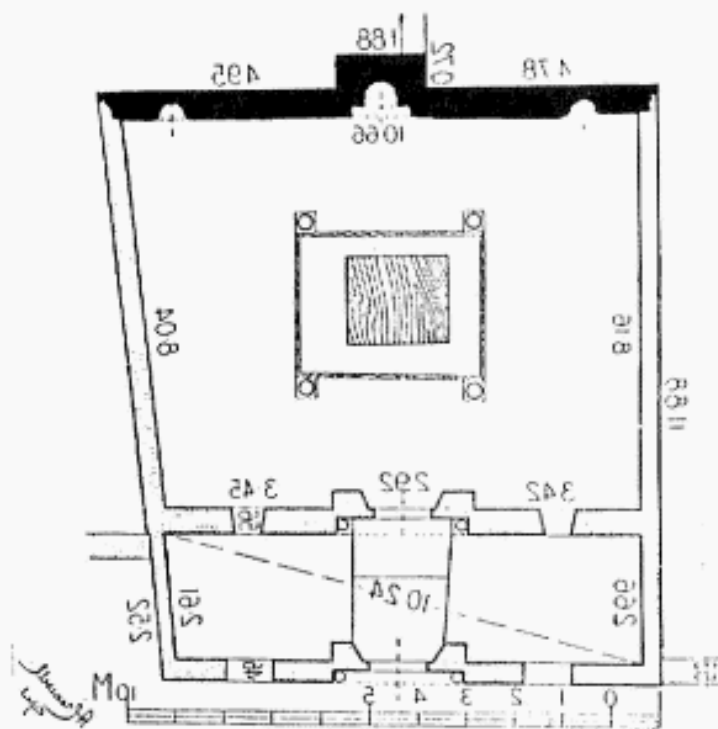


15. The mausoleum of Ikhwat Sayyidna Yusuf. Plan, about Creswell.

B. The seven domes after excavation by the Arab monuments conservation committee showing the remains of No. 5 and 6, and also the enclosures in which each stood. About Creswell.

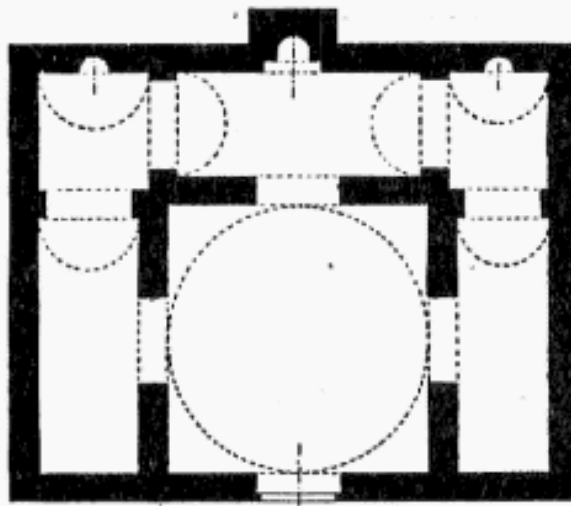


16. The mausoleum of Muhammad Al-Hasawati. Plan, about Creswell.

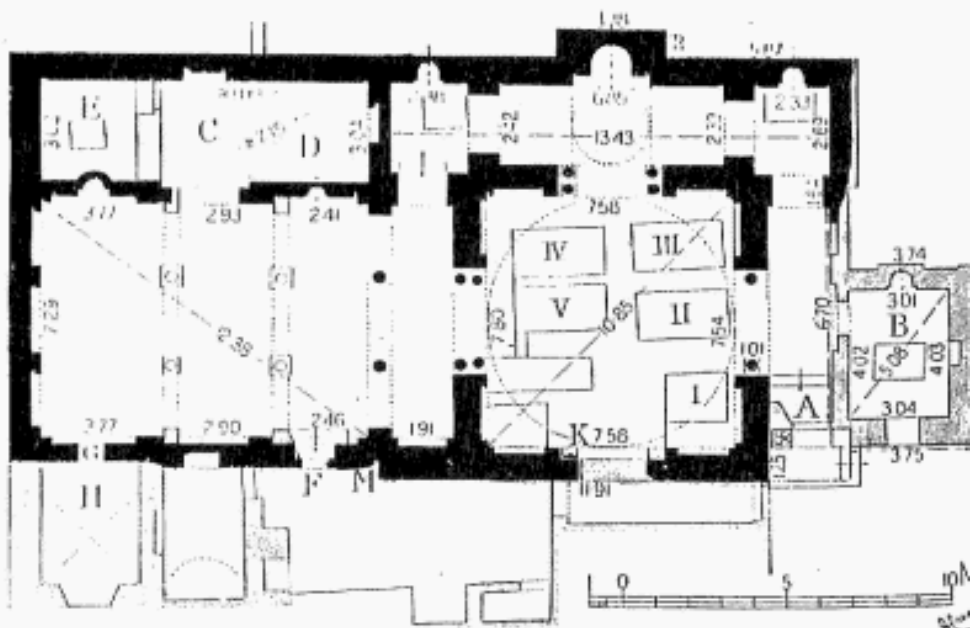


17. The mausoleum of Umm Kulthum. Plan, about Creswell.

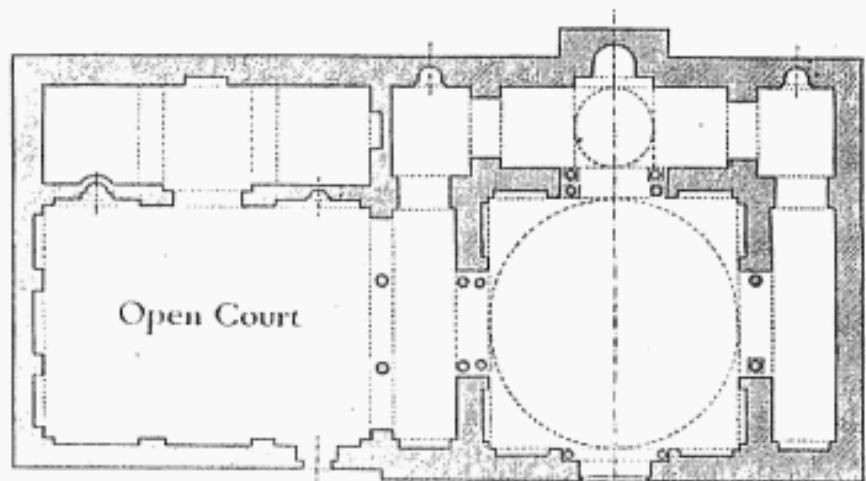
18. The mausoleum of Umm Kulthum suggested reconstruction about Creswell.

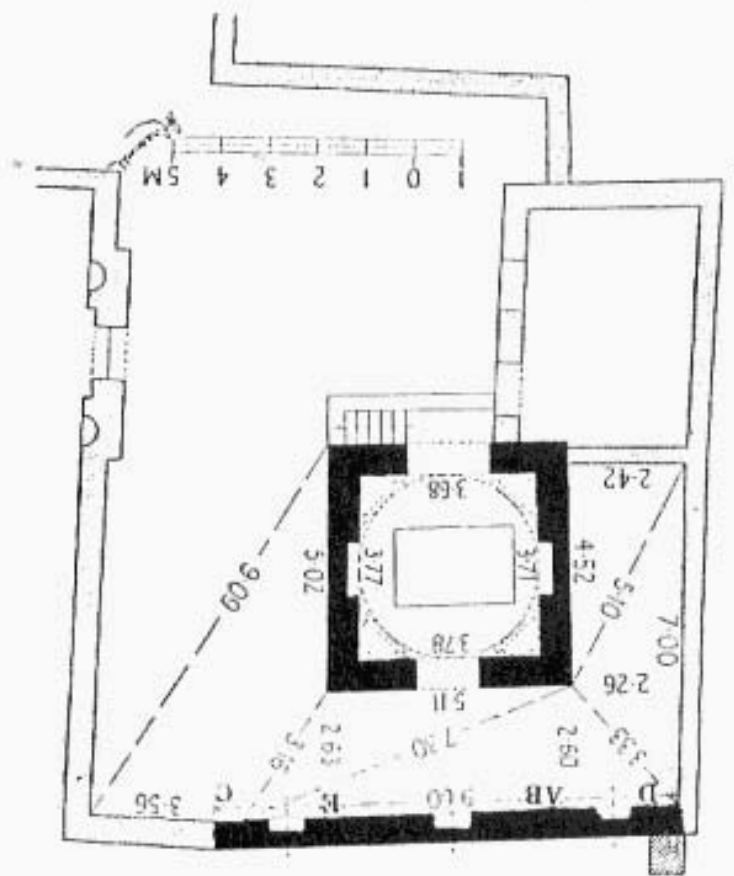


19. The mausoleum of Yahya Al-Shabih. Plan, about Creswell.

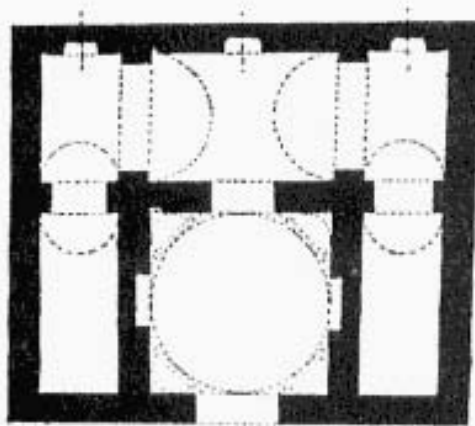


20. The mausoleum of Yahya Al-Shabih. Proposed reconstruction, about Creswell.

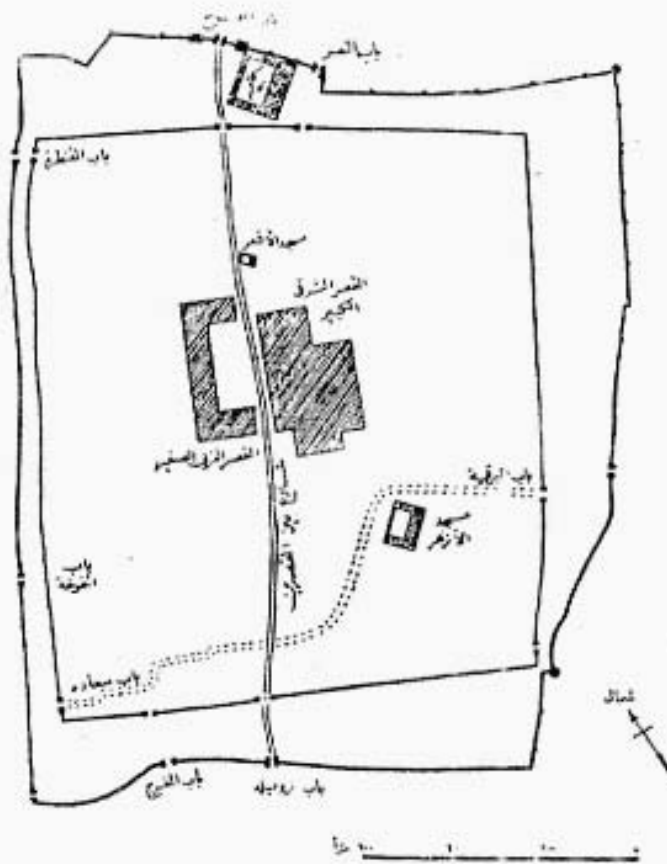




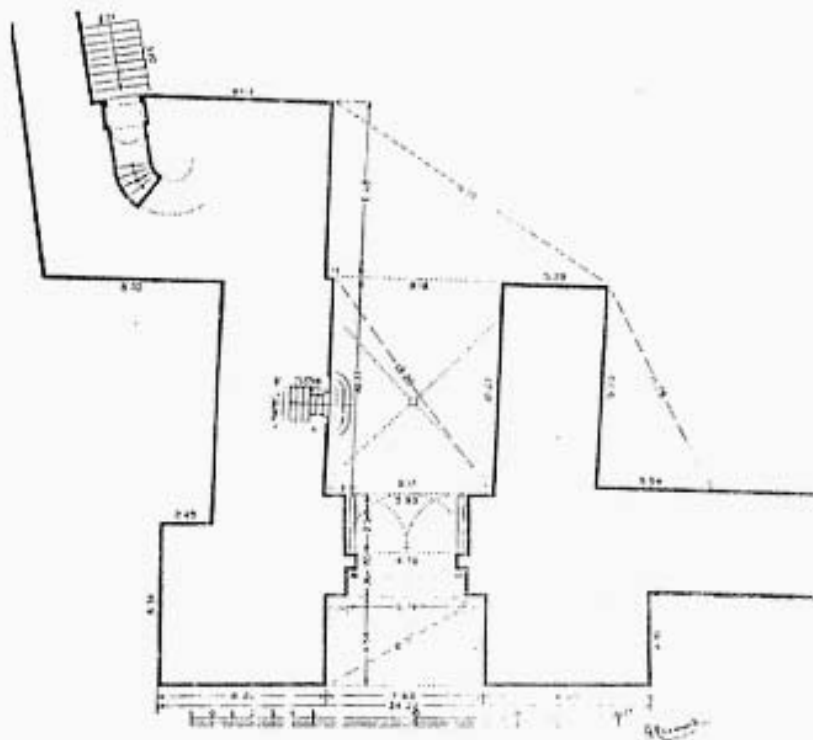
21. The mausoleum of Abu Al-Qasim Al-Tayyib. Plan, about Creswell.



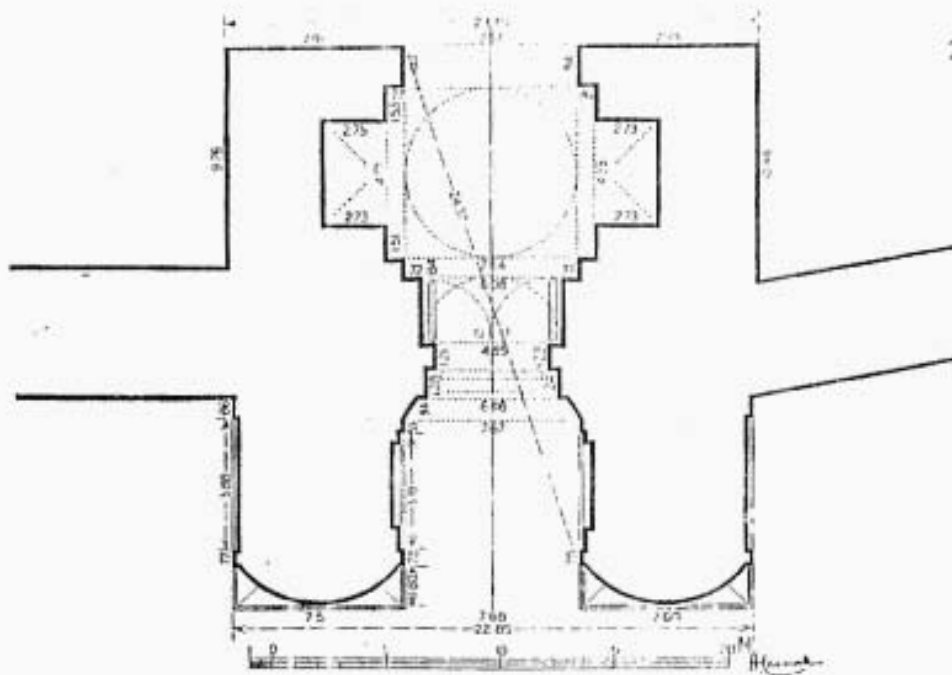
22. The mausoleum of Abu Al-Qasim Al-Tayyib suggested reconstruction, about Creswell.



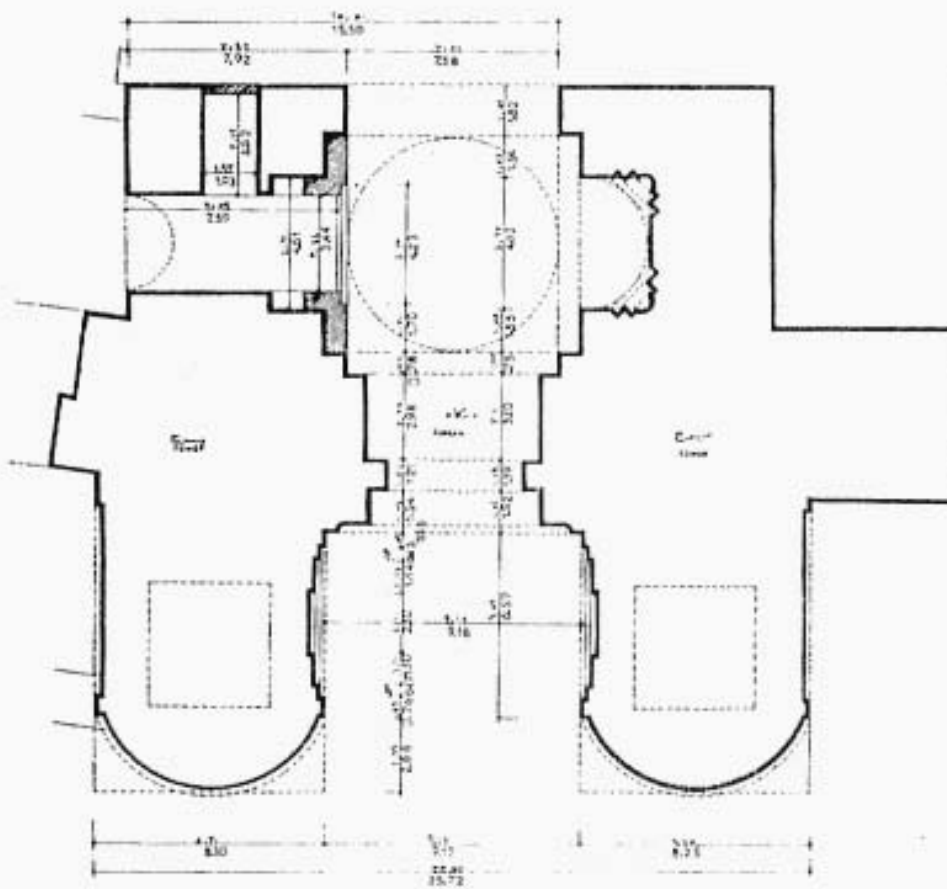
23. The outline of Cairo in the Fatimid period, about Ahmed Fikry.



24. Bab Al-Nasr plan at ground level, about Creswell.




25. Bab Al-Futuh
plan at ground
level, about
Creswell.



26. Bab zuwayla
plan at ground
level, about
Creswell.

1. The outer arcade of the sanctuary and the glorious dome in front of the entrance to the transept in the mosque of Al-Azhar.




2. The sanctuary in the mosque of Al-Azhar, the aisles run parallel to the qibla wall from east to west.



3. The sanctuary in the mosque of Al-Azhar, the aisles run parallel to the qibla wall from east to west.





4. The transept in the mosque of Al-Azhar, its arches run from north to south.



5. The north-eastern riwaq in the mosque of Al-Azhar, the arches run parallel to the qibla wall from east to west.



6. The glorious stucco mihrab in the mosque of Al-Azhar.

7. The stucco surface decoration and the Kufic inscriptions in the sides of the transept in Al-Azhar mosque.




8. The stucco surface decoration and the Kufic inscriptions in the north-eastern end of the transept in Al-Azhar mosque.




9. A round arched panel in the sanctuary in the mosque of Al-Azhar.






10. The dome in front of the entrance to the transept, which was erected in the mosque of Al-Azhar in the time of the Fatimid Khalif Al-Hafiz.




11. Details of the stucco decorations in the dome in front of transept in Al-Azhar mosque.




12. Details of the stucco decoration in the dome in front of transept in Al-Azhar mosque.


13. Details of the stucco decorations in the dome in front of transept in Al-Azhar mosque.



14. Details of the stucco decorations in the dome of transept in the mosque of Al-Azhar.




15. Details of the stucco decorations in the dome in front of transept in the mosque of Al-Azhar.






16. The sanctuary in the mosque of Al-Hakim, the aisles run parallel to the qibla wall from east to west.


17. The transept
in the mosque
of Al-Hakim,
its arches run
from north to
south.






18. The outer arcade of the sanctuary and the central arch in the mosque of Al-Hakim.

19. The dome in front of the mihrab in the mosque of Al-Hakim.




20. The mihrab in the mosque of Al-Hakim.




21. One
two door at
the back cor-
ners of the
sanctuary in the
mosque of Al-
Hakim.



22. The north-eastern riwaq in the mosque of Al-Hakim, the arches run from north to south.




23. The monumental entrance in the north-western side of the mosque of Al-Hakim.




24. Details of the monumental entrance in the mosque of Al-Hakim.



25. Details of the monumental entrance in the mosque of Al-Hakim.




26. A window is placed on the axis of the arch in the mosque of Al-Hakim.




27. A glorious window is decorated with a geometrical design in the mosque of Al-Hakim.



28. A glorious window is decorated with a Kufic inscription and floral in the mosque of Al-Hakim.



29. The northern-
minaret in the
Mosque of Al-
Hakim.



30. The western-minaret in the Mosque of Al-Hakim.

31. Details of the northern minaret in the mosque of Al-Hakim.






32. Details of the northern minaret in the mosque of Al-Hakim.



33. Details of the western minaret in the mosque of Al-Hakim.



34. Details of the dome which is in the southwestern corner of the sanctuary in Al-Hakim mosque.



35. The outer arcade of the sanctuary in the mosque of Al-Guyushi. About Crewell.





36. The glorious stone facade in the mosque of Al-Akmar.



37. Details of the stone facade in the mosque of Al-Akmar.

38. The main entrance in the north-western side in the mosque of Al-Akmar.






39. The beautiful circular design above the main entrance in the mosque of Al-Akmar.



40. The tunnel-vaulted entrance passage in the mosque of Al-Akmar.




41. The outer facade of the sanctuary in the mosque of Al-Akmar.



42. The Arches around the open inner court in the mosque of Al-Akmar.

43. A stucco window is decorated with floral, geometrical designs, and Kufic inscriptions in the mosque of Al-Akmar.







44. The shallow domes on spherical-triangle pendentives in the mosque of Al-Akmar.



45. The dome of the mosque and Mashhad of Sayyida Ruqaya from the exterior.



46. The dome of the mosque and Mashhad of Sayyida Ruqaya from the interior.




47. The main mihrab in the mosque and Mashhad of Sayyida Ruqaya.

48. Details of the main mihrab in the mosque and Mashhad of Sayyida Ruqayq.




49. The outer facade of the sanctuary in the mosque and Mashhad Sayyida Ruqaya.




50. The main facade in the north-western side in the mosque of Al-Salih Talai.





51. The treatment for the bevelled walls in the mosque of Al-Salih Talai.


52. A rosette with fourteen flutes in the outer facade of the sanctuary above the apex of the arches in the mosque of Al-Salih-Talai.



53. A mihrab with eleven flutes in the outer facade of the sanctuary, exactly over the columns in the mosque of Al-Salih Talai.




54. The outer facade of the sanctuary in the mosque of Al-Salih Talai.




55. The marble columns in the sanctuary in the mosque of Al-Salih.


56. The marble columns in the sanctuary in the mosque of Al-Akmar.



57. The arches in the sanctuary in the mosque of Al-Salih Talai.



58. The arched panels in the mosque of Al-Salih-Talai.







59. Mausoleums
of the seven
domes in the
ruins of Al-
Fustat.



60. Mausoleums
of the seven
domes in the
ruins of Al-
Fustat.




61. Mausoleums
of the seven
domes in the
ruins of Al-
Fustat.




62. The square lower storey and the zone of transition in the mausoleums of the seven domes.



63. The second storey and the octagonal drum in the mausoleums of the seven domes.




64. Details of the second storey and the octagonal drum in the seven domes.




65. The remains
of the mausole-
um of Lu'Lu'a.

66. The upper mihrab in the mausoleum of Lu'Lu'a.



67. The mausoleum of Muhammad Al-Ga'fari.




68. The zone of transition and the trilobate windows in the mausoleum of Muhammad Al-Ga'fari.



69. The mausoleum of Sayyida Atika, which is decorated with sixteen ribs.



70. The zone of transition and the trilobate windows in the mausoleum of Sayyida Atika.




71. The mausoleum of Shaykh Yunus.

72. A. The second storey and the octagonal drum in the mausoleum of Shaykh Yunus.




B. The mihrab of Shaykh Yunus.

73. The mausoleum of Ikhwat Sayyidna Yusuf.




74. The three mihrabs in the mausoleum of Ikhwat Sayyidna Yusuf, which are decorated with glorious floral, geometrical designs, and beautiful Kufic inscriptions.






75. The main mihrab in the mausoleum of umm Kulthum.





76. The mausoleum of Yahya Al-Shahih.


77. The mausoleum of Yahya Al-Shabih.




78. The main mihrab in the mausoleum of Yahya Al-Shabih.



79. Details of the lower storey, the zone of transition, in the second storey, and the dome in the mausoleum of Yahya Al-Shabih.



81. The mausoleum of Abu-Al Ghadanfer.




80. The mausoleum of Abu Al-Qasim Al-Tayyib.

82. Detail of the minaret of the mausoleum of Abu-Al Ghanfer.




83. The north-eastern side of the square shaft in the minaret of Abu-Al Ghanfer.




84. Bab Al-Nasr.



85. Details of
Bab Al-Nasr.



86. Bab Al-Futuh.



87. Bab Zuwayla.

مطابع الهيئة المصرية العامة للكتاب

رقم الايداع بدار الكتب ١٩٩٨/٤٦٣٠

I.S.B.N 977-01-5635-5

The purpose of this book is to give the reader a fairly comprehensive picture of Fatimid architecture in Egypt. The Fatimids established themselves as an independent dynasty in Egypt, founding the city of Cairo (Al-Qahirah) in A. H. 358/A. D. 969. Advancing to Egypt from North Africa, they brought with them the artistic traditions which had roots all over the Islamic world, from Iraq in the East to Marrakesh in the west. In Today's Cairo there are many buildings which testify to the variety and richness of that tradition' and this book is designed to give a chronological account of it. It deals in the three chapters with religious mausoleums, and military buildings respectively! The illustrations will help the reader to grasp the magnificence of this rich tradition.